

2005-06 ARKANSAS TECH WONDER BOYS BASKETBALL

SID Contact: Ben Greenberg ♦ Office: (479) 968-0645 ♦ Cell: (479) 970-3919 ♦ E-Mail: ben.greenberg@atu.edu

GAME #7

ARKANSAS TECH (5-1) vs. UNIVERSITY OF THE OZARKS (3-2)

SATURDAY, DECEMBER 10, 2005 ♦ 7:00 P.M. CST

TUCKER COLISEUM (3,500) ♦ RUSSELLVILLE, ARKANSAS

The Match-Up - Arkansas Tech vs. Univ. of the Ozarks

Who: Arkansas Tech (5-1) vs. University of the Ozarks (3-2)
When: Saturday, December 10, 2005 - 7:00 p.m. CST
Where: Tucker Coliseum (3,500) - Russellville, Arkansas
Radio: KWKK (100.9 FM) [Russellville] - Sam Strasner (PBP)
TV: None
Internet: None
Series: Tech leads, 105-36. **Last Meeting:** Tech, 75-66 (12/30/04)
Coaches: ATU - Rick McCormick, 22-38 (3rd season), 253-223 (17 years)
 Ozarks - Matt O'Connor, 54-52 (5th season at Ozarks/overall)
Officials: Craig Murley, K.B. Burdette, John Lartique

Probable Starters

<u>Arkansas Tech</u>		<u>Pos.</u>	<u>Exp.</u>	<u>Hgt.</u>	<u>Wt.</u>	<u>Pts.*</u>	<u>Reb.*</u>
3	Marcus Lyons	G	Sr.-2L	5-10	165	5.0	3.8^
10	Joel Casseus	G	Sr.-TR	6-4	215	7.2	5.0
22	Denarryl Rice	G	Jr.-TR	6-0	185	21.0	3.0^
5	Andrew Stanek	F	Sr.-1L	6-6	200	11.5	7.2
44	Ike Ohanson	F-C	Sr.-1L	6-6	240	10.2	7.0

<u>U. of the Ozarks</u>		<u>Pos.</u>	<u>Exp.</u>	<u>Hgt.</u>	<u>Wt.</u>	<u>Pts.*</u>	<u>Reb.*</u>
00	Scott McCall	G	Sr.-3L	6-2	175	5.6	3.4^
3	Brad Johnson	G	Sr.-3L	5-11	175	5.4	5.6^
30	Josh Joyner	G	Sr.-3L	6-3	190	13.0	4.8
23	David Hamilton	F	Sr.-3L	6-6	185	9.4	4.2
55	Habeeb Kareem	F	So.1L	6-5	250	18.4	10.6

* - Averages from 2005-06 season

^ - Assists per game

Tech-Ozarks By The Numbers (2005-06 Stats)

Arkansas Tech.....	Category	U. of the Ozarks
5 - 1	Record	3 - 2
Gulf South	Conference.....	American Southwest
0 - 0	Conference Record	3 - 1
W3	Current Streak	W1
4 - 0	Home Record	2 - 0
0 - 1	Away Record	1 - 2
1 - 0	Neutral Court Record.....	0 - 0
.491	Field Goal Percentage402
.418	Opp. Field Goal Percentage409
.422	3-Pt. Field Goal Percentage286
.667	Free Throw Percentage.....	.693
34.7	Rebound Average	46.6
+1.5	Rebound Margin	+7.2
74.7	Points Per Game	76.8
67.5	Points Allowed Per Game	76.6
+7.2	Point Differential.....	+0.2
13.2	Turnovers Per Game	16.8
-0.2	Turnover Margin	+0.0
1.4	Assist/Turnover Ratio	1.0
9	Blocked Shots	11
1.5	Blocked Shots Per Game	2.2

2005-06 Schedule/Results

5-1 Overall / 0-0 GSC

4-0 Home / 0-1 Road / 1-0 Neutral

Nov. 5	at Texas A&M (Exh.)	L, 96-49
Nov. 12	at SE Missouri (Exh.)	L, 59-55
Nov. 14	at SMU (Exh.).....	L, 74-51
Nov. 19	WILLIAM PENN	W, 70-51
Nov. 25	! vs. Lincoln University.....	W, 85-76
Nov. 26	! vs. Missouri-St. Louis.....	L, 72-69
Nov. 30	ARKANSAS BAPTIST	W, 97-89
Dec. 3	NORTHEASTERN ST.	W, 61-58
Dec. 7	RHEMA COLLEGE.....	W, 66-59
Dec. 10	UNIV. OF OZARKS	7 p.m.
Dec. 17	SW OKLAHOMA.....	7 p.m.
Dec. 20	INCARNATE WORD	7 p.m.
Dec. 28	UM-ST. LOUIS	7 p.m.
Dec. 30	at Colorado State	8:05 p.m.
Jan. 5	* at Ark.-Monticello	5 p.m.
Jan. 7	* at Southern Ark.	8 p.m.
Jan. 9	* CENTRAL ARK.....	8 p.m.
Jan. 12	* at Christian Brothers	8 p.m.
Jan. 16	* OUACHITA BAPTIST	8 p.m.
Jan. 23	* at Henderson St.	8 p.m.
Jan. 26	* HARDING	8 p.m.
Jan. 28	* at Delta State	8 p.m.
Jan. 30	* ARK.-MONTICELLO	8 p.m.
Feb. 2	* SOUTHERN ARK.	8 p.m.
Feb. 6	* at Central Arkansas	8 p.m.
Feb. 9	* CHRISTIAN BROS.	8 p.m.
Feb. 13	* at Ouachita Baptist	8 p.m.
Feb. 20	* HENDERSON ST.	8 p.m.
Feb. 23	* at Harding	8 p.m.
Feb. 25	* DELTA STATE.....	8 p.m.
Mar. 2-6	\$ GSC Tournament.....	TBA

All game times listed are Central and subject to change.

Home Games in Bold/CAPS

* - Gulf South Conference games

\$ - BancorpSouth Center - Tupelo, Miss.

! - UMSL Invitational (St. Louis, Missouri)



VS.



Arkansas Tech QUICKfacts

General Information

Location.....Russellville, Arkansas
 Founded1909
 Enrollment6,843
 ColorsForest Green and Old Gold
 NicknameWonder Boys
 ConferenceGulf South
 AffiliationNCAA Division II
 ArenaTucker Coliseum (3,500)
 Press Row Phone.....(479) 970-3919
 PresidentDr. Robert C. Brown
 Athletic DirectorSteve Mullins
 Faculty Athletic RepDr. Thomas DeBlack

Basketball History

First Year of Basketball.....1914-15
 Entered NCAA Division II1996-97
 All-Time Basketball Record1,072-869 (.552)
 All-Time Division II Record97-147 (.398)
 Entered Gulf South Conference1996
 All-Time GSC Record55-85 (.392)
 Overall Postseason Record66-44
 GSC Tournament Record1-8
 NCAA Appearances (Last)None
 Last Postseason OpponentWest Florida (2000)
 Conference Titles / Last16 / 1994-95 (AIC)
 Tucker Coliseum Record240-136 (.638)

Team Information

Head CoachRick McCormick
 Alma MaterOklahoma Science and Arts, '79
 Career Record253-223 (17 years)
 Record at Tech.....22-38 (2 years)
 GSC Record7-25 (2 years)
 Basketball Phone.....(479) 968-0365
 Assistant CoachesYancey Walker (Fort Hays, '00)
Leon Harris (Philander Smith, '01)
 Athletic Trainer.....Steve Strack
 2004-05 Overall Record10-17
 2004-05 GSC Record (Finish)3-13 (T-6th / West)
 Starters Returning/Lost2 / 3
 Letterwinners Returning/Lost5 / 9
 Starters Returning / Lost2 / 3
Marcus Lyons, 5-10, G, Sr.
(6.3 ppg, 3.6 apg, 2.7 rpg, 38.7 3-pt. pct.)
Rone Smith, 6-7, F, Sr.
(15.3 ppg, 7.6 rpg, 1.5 apg, 2nd-Team All-GSC)
 Starters Lost3
Terrence Martin, 6-4, Sr., G
Jeremy Johnson, 6-2, Sr., G
Jordan LaRue, 6-9, Sr., C
 Letterwinners Returning / Lost.....6 / 8
 Newcomers9

Sports Information

Sports Information DirectorBen Greenberg
 Men's Basketball ContactBen Greenberg
 Office Phone Number(479) 968-0645
 Office Fax Number(479) 964-0829
 Mobile Phone(479) 970-3919
 E-Mail Addressben.greenberg@atu.edu
 Athletic Websitehttp://athletics.atu.edu
 Mailing Address1604 Coliseum Dr.
Tucker Coliseum
Russellville, AR 72801

WONDER BOYS CONTINUE HOMESTAND SATURDAY AGAINST THE UNIVERSITY OF THE OZARKS

The Arkansas Tech Wonder Boys continue its season-long seven-game homestand Saturday when it welcomes its long-time rival the **University of the Ozarks** (3-2 on the season) to Tucker Coliseum for a 7 p.m. non-conference contest. Tech enters the game having won three straight and five of its first six games on the season, with its only loss coming at the hands of Missouri-St. Louis (72-69) on Nov. 26 at the UMSL Invitational. The 5-1 start is the best for the Wonder Boys since the 1992-93 season. Tech is coming off a 66-59 win on Wednesday night over Rhema College and is a perfect 4-0 at home this season as they opened the 2005-06 season with a 70-51 win over William Penn, before earning wins on the this current homestand over Arkansas Baptist (97-89), Northeastern State (61-58) and Rhema. The Wonder Boys enter this season poised to improve on last season's 10-17 campaign, which marked the program's fifth straight losing season and seventh losing season since joining the NCAA Division II level in 1996-97. Tech Head Coach **Rick McCormick**, who has compiled a 253-223 overall record in 17 years as a college coach and is 22-38 at Tech, is optimistic that the Wonder Boy program, which has won 1,072 games all-time, is heading in the right direction this season. Meanwhile, the University of the Ozarks enters Saturday's game with a 3-2 record after earning a 78-74 win last Saturday at Howard Payne. The Eagles return four starters from last season's 12-14 team that finished 10-12 in the American Southwest Conference. U of O and Tech were both members of the old AIC and the school's campus is located 25 miles west on I-40 in Clarksville.

SCOUTING THE WONDER BOYS

Tech enters the weekend having won five of its six games on the season, its best start since going 5-1 to begin the 1993-94 season. The Wonder Boys are averaging 74.7 points per game and are allowing 67.5 points a contest on the season and has held its last two opponent to under 60 points. In addition, Tech is shooting 49 percent from the field, 42 percent from the 3-point line and 67 percent from the free throw line, while they are limiting their opponents to 42 percent field goal shooting and 33 percent shooting from the 3-point line and they are outrebounding thier opponents by 1.5 boards a game. Since joining the NCAA Division II level in 1996-97, Tech has compiled a 97-147 overall record and over the last five seasons, Tech has won only 49 of their 95 games.

Leading the way offensively for Tech is junior guard **Denarryl Rice** (Southfield, Mich.), a transfer from Western Michigan University. Rice, who was named the GSC West Division Player of the Year last week, is averaging 21.0 points and 3.0 assists per game on the season and is shooting 47 percent from the field, 45 percent from the three-point line and 80 percent (20-for-25) from the free throw line. Rice, who scored 15 points in Tech's win Wednesday over Rhema, scored 40 points earlier this season in Tech's win over Lincoln University. The 40 points was the most points scored by a Tech player since **Bryan Hodges** scored 35 points against Christian Brothers on Feb. 1, 1997 and it was the ninth 40-point game in Tech history. In addition to Rice, senior forward **Rone Smith** (Wichita, Kan.) is averaging 13.2 points and 5.7 rebounds per game on the season. Smith, a returning Second-Team All-GSC selection from 2004-05, is shooting

2005-06 Preseason GSC

West Division Poll

Team	Points
1. Delta State (5)	61
2. Central Arkansas (1).....	49
3. Harding	46
4. Ark.-Monticello	44
5. Henderson State.....	43
6. Ouachita Baptist.....	29
7. Christian Brothers	20
8. Arkansas Tech	17
9. Southern Arkansas	15

East Division Poll

Team	Points
1. Montevallo (11)	49
2. West Georgia	35
3. Ala.-Huntsville	33
North Alabama.....	33
Valdosta State	33
6. West Florida.....	18
7. West Alabama	12
8. Lincoln Memorial	11

() - GSC Tournament champion votes

Preseason All-GSC West Division

Billy McDaniel, F, Sr., Ark.-Monticello
 Nate Newell, G, Jr., Ark.-Monticello
 Jeremy Richardson, G, Sr., Delta St.
 Matt Hall, F, Jr., Harding
 Lonnie Smith, G, Sr., Harding
 Dedric Spooner, F, Sr., Henderson St.

Preseason All-GSC East Division

Ken Fox, F, Sr., Lincoln Memorial
 James Hall, G, Sr., Montevallo
 Marcus Kennedy, F, Jr., Montevallo
 A.J. Gordon, F, Sr., North Alabama
 Mike Crain, G, Jr., Valdosta State
 Jon Rogers, C, Sr., Valdosta State

2004-05 All-GSC Teams

All- West Division

First Team

Nate Newell, G, Ark.-Monticello
 Billy McDaniel, F, Ark.-Monticello
 Lamar Grimes, G, Central Arkansas
 Jeremy Richardson, G, Delta State
 Matt Hall, F, Harding

Second Team

RONE SMITH, F, ARK. TECH
 Lee Reliford, F, Central Arkansas
 Jordan Jefferies, C, Christian Brothers
 Jake Bazeley, G, Christian Brothers
 Tyrell Hightower, G, Henderson St.
 David Mercer, G, Ouachita Baptist

West Division Player of the Year

.....Matt Hall, Harding

West Division Freshman of the Year

..Kevin Weybright, Christian Bros.

West Division Coach of the Year

.....Mike Newell, Ark.-Monticello

67 percent from the field (35-for-52) on the year and has scored in double figures four times in six games this season, but is coming off an eight point effort against Rhema, while senior forward **Andrew Stanek** (Hector, Ark.) is averaging 11.5 points and a team-best 7.2 rebounds per game. Stanek is shooting 52 percent from the field and a team-best 55 percent (18-for-33) from long-range on the season. In Wednesday's win over Rhema, he was held to a season-low two points, but pulled down seven rebounds. On the season, he has pulled down seven or more boards four times. Senior center **Ike Ohanson** (Ivory Coast, Africa), who is another of the team's returning lettermen from last season, is the team's fourth double figure scorer as he is averaging 10.2 points and 7.0 rebounds per game on the season, while senior guard **Marcus Lyons** (Hot Springs, Ark.) is averaging a team-best 3.8 assists on the season.

SCOUTING THE EAGLES

The University of the Ozarks enters Saturday's contest with a 3-2 overall record on the season and a 3-1 mark in the American Southwest Conference. The Eagles haven't played since they collected a 78-74 win last Saturday at Howard Payne University. Saturday's game will be Ozark's fourth road game of the season and the Eagles are 1-2 away from campus this season, with its only win coming at last weekend at Howard Payne. Fifth-year Head Coach Matt O'Connor enters the contest with a 54-52 mark at the helm of U of O's program. O'Connor led the 2004-05 Eagles to a 12-14 overall record and a 10-12 mark in the ASC, which was tied fourth in the East Division. O'Connor's fifth Eagle team returns four starters and welcomes several newcomers who are expected to contribute.

Leading the way for the University of the Ozarks is sophomore forward **Habeeb Kareem**, who is averaging 18.4 points and 10.6 rebounds per game and is

shooting 51 percent from the field and 75 percent from the free throw line on the season. Senior guard **Josh Joyner** is averaging 13.0 points and 4.8 rebounds per game, while senior forward **David Hamilton** is averaging 9.4 points and 4.2 rebounds per game on the season and is shooting 40 percent from the three-point line. Senior guard **Brad Johnson** is averaging a team-best 5.6 assists per game and is pulling down 3.8 rebounds per game and senior guard **Scott McCall** is averaging 3.4 assists and is shooting 37 percent from the field. As a team, U of O is averaging 76.8 points and 46.6 rebounds per game and is shooting 40 percent from the field, 29 percent from the 3-point line and 69 percent from the free throw line and is allowing its opponents to shoot 41 percent from the field and 29 percent from long-range.

TECH-UNIVERSITY OF OZARKS SERIES

Saturday's game with the University of the Ozarks will mark the 142nd meeting all-time that dates to 1915. Tech leads the series 105-36 all-time and has won six straight in the series since U of O earned a 78-71 win in 1994. Tech won last year's game, 79-66 in Tucker Coliseum. Tech leads the series, 59-15 all-time in Russellville and eads 45-21 all-time in Clarksville and is 1-0 on a neutral court against the Eagles.

OZARKS GAME ATTRACTS TOP CROWDS TO TUCKER

Over the years, the Tech-Univ. of Ozarks game has drawn some of the biggest crowds to Tucker Coliseum for a Wonder Boys game. In fact, the top three attended games in Wonder Boys history all came against the Eagles and six of the top 10 attended games all-time at Tucker Coliseum involved the U of O and Tech. The highest attended Wonder Boys game in Tucker Coliseum history was 3,248 and it came against the U of O on March 10, 1988, a game Tech lost 75-72. Tech has drawn more than 3,000 fans for a men's basketball game three times at

Tucker Coliseum and all three times, Tech's opponent was the University of the Ozarks.

TOP 13 WONDER BOY CROWDS ALL-TIME AT TUCKER COLISEUM

- 3,248 vs. Ozarks (3/10/88)
- 3,239 vs. Ozarks (1/23/89)
- **3,149 vs. Ozarks (2/22/88)**
- **2,550 vs. Ark.-Monticello (2/11/89)**
- **2,482 vs. Central Arkansas (1/30/92)**
- **2,442 vs. Georgetown [KY] (1/5/93)**
- **2,363 vs. Ozarks (2/6/95)**
- **2,247 vs. Southern Arkansas (2/12/90)**
- **2,105 vs. Ozarks (2/7/94)**
- **1,919 vs. Ozarks (1/11/90)**
- **1,911 vs. Central Arkansas (2/5/90)**
- 1,897 vs. Ozarks (3/9/94)
- 1,867 vs. Ozarks (3/10/93)

Games in ***Bold/italics*** indicates Tech wins

RECAP OF RHEMA COLLEGE GAME

In its last action, Arkansas Tech continued its winning ways here on Wednesday as the Wonder Boys earned a 66-59 victory over Rhema Bible College at Tucker Coliseum.

The win was Tech's third straight and its fifth of the season as the Wonder Boys improved to 5-1 on the season and 3-0 on its season-long seven-game homestand. The 5-1 start is Tech's best since the 1993-94 season when they also began with a 5-1 mark.

Tech, who led 37-31 at the half, used a strong

inside game and 44 percent shooting from the field in the second half to hold off the pesky Eagles, who fell to 1-8 on the season.

In the second half, Tech's inside tandem of seniors **Ike Ohanson** and **Rone Smith** combined for 12 points and four rebounds to help Tech earn a 36-10 advantage in points in the paint.

Rhema stayed in the game most of the night thanks to perimeter shooting of the Cook brothers, as Jerid and Adrian Cook combined to hit 9-of-15 from the three-point line and score 33 of the Eagles 59 points on the night. The third Rhema player in double figures was Jacquari Wills, who chipped in with 11 points and seven rebounds.

In the first half, Rhema shot 86 percent (6-for-7) from the three-point line, as the Cook brothers combined to hit all six of their team's treys.

Adrian Cook led the way for Rhema with a game-high 19 points, while Jerid Cook added 14 points, of which, 11 of them came in the first half.

Senior forward **Joel Casseus** (Montreal, Canada) led three Tech players in double figures with 17 points, while Ohanson scored 16 and guard **Denarryl Rice** chipped in with 15 points. Rice is the only Tech player to have scored in double figures in all six games this season.

On the night, Tech struggled shooting the ball as they shot 47 percent from the field for the game, but was only 3-for-22 (14 percent) from the three-point line for the game. The 13 percent shooting from long-distance was a season-low for the Wonder Boys.

After shooting 61 percent from the field in the first half and 86 percent from long-range, Rhema cooled off in the second half as they finished the night shooting 50 percent from the field (42 percent in the second half) and 50 percent (31 percent in the second half) from long-distance.

For the game, Tech outrebounded the Eagles, 31-23 and forced 18 turnovers which led to 25 points and collected 16 offensive rebounds for the game. In addition, Tech recorded a season-low eight turnovers,

Pronunciation Guide

- 10 - Joel Casseus (CASS-e-US)
- 14 - J.T. Eichenberger (IKE-in-BERGER)
- 20 - Denard (DER-nard) Hunt
- 22 - Denarryl (DE-narryl) Rice
- 50 - Zak (ZACK) Lowry

2005-06 Arkansas Tech Wonder Boys Roster (Stats are for 2005-06 season)

No.	Name	Pos.	Hgt.	Wt.	Yr.-Exp.	Hometown	PPG	RPG	Worth Noting
3	Marcus Lyons	G	5-10	165	Sr.-2L	Hot Springs, Ark.	5.0	3.0	Avg. 3.8 assists per game
4	Josh Bateman	G	6-0	185	So.-1L	Marmaduke, Ark.	4.2	1.0	Avg. 3.0 assists per game
5	Andrew Stanek	F	6-6	200	Sr.-1L	Hector, Ark.	11.5	7.2	Shooting 55 pct. on 3's
10	Joel Casseus	F-G	6-4	215	Sr.-TR	Montreal, Canada	7.2	5.0	Career-high 17 pts. vs. Rhema
14	J.T. Eichenberger	F	6-4	185	Fr.-HS	Springdale, Ark.	0.0	0.0	Has seen action in 2 games
15	Justin Foster	G	6-3	185	Fr.-HS	Detroit, Mich.	1.0	0.8	Avg. 5.0 mins. per game
20	Denard Hunt	G-F	6-2	170	Jr.-TR	Oklahoma City, Okla.	--	--	Redshirting this season
21	Antonio Harrison	G	5-9	185	Fr.-HS	Detroit, Mich.	1.5	0.2	Has seen action in all 6 games
22	Denarryl Rice	G	6-0	185	Jr.-TR	Southfield, Mich.	21.0	2.3	Scored 15 pts. vs. Rhema
30	Rodney Jackson	F	6-7	215	So.-TR	DeSoto, Texas	1.0	2.0	Has played in 2 games on year
32	Rone Smith	F	6-7	240	Sr.-1L	Wichita, Kan.	13.2	5.7	4 double-digit scoring games
40	John Clark	G	6-2	200	Fr.-HS	Marmaduke, Ark.	--	--	Redshirting in 2005-06
44	Ike Ohanson	F-C	6-6	240	Sr.-1L	Cote d'Ivory, Africa	10.2	7.0	Has a team-best 72 FG pct.
50	Zak Lowry	C	6-8	200	Fr.-HS	Conway, Ark.	0.0	0.5	Played 2 mins. vs. Rhema

Head Coach: Rick McCormick (3rd season), 22-38 overall record at Tech; 7-25 GSC record

Assistants: Yancey Walker (1st season), Leon Harris (1st season)

Trainer: Steve Strack (1st season)

TECH TABBED TO FINISH EIGHTH IN PRESEASON GSC WEST DIVISION POLL

Tech was picked to finish eighth in the preseason Gulf South Conference West Division Coaches poll. Tech received 17 points in the preseason poll as they received one vote for both fourth and fifth place, two votes for seventh and four votes for eighth place. The preseason poll was voted on by the league's head coaches and the head coaches could not vote for their own team.

"Obviously, I am disappointed in where we were picked, but I guess I'm not surprised," Tech Head Men's Basketball Coach **Rick McCormick** said. "I thought we would be picked higher than we were." McCormick's third Wonder Boys team features two returning starters, six returning lettermen and 11 newcomers from last season's 10-17 squad that finished with a 3-13 mark in the GSC West Division.

Delta State was the preseason choice to win the West Division as the Statesmen earned 61 points, including five first-place votes and DSU also received five votes to win the GSC Tournament. Right behind DSU was Central Arkansas, who earned 49 votes and one first-place vote to finish second and also earned one vote to win the GSC Tournament.

In addition to DSU and UCA, Harding was picked to finish third in the West Division as it earned 46 points and two first place votes, while Arkansas-Monticello was tabbed fourth after earning 44 points and one first place vote. Henderson State earned 43 points to finish fifth and Ouachita Baptist received 29 points to finish in sixth place. Rounding out the West Division II poll is Christian Brothers, who earned 20 points to finish in seventh place and Southern Arkansas earned 15 points to finish in ninth place, two points behind Tech.

The league also released its preseason All-GSC teams for both divisions. Seven returning First-Team All-GSC honorees return from last season. Headlining the West Division team are UAM senior forward Billy McDaniel and junior guard Nate Newell, both of whom are returning First-Team All-GSC selections. Also on the preseason West Division team are returning first-team selections from last season, senior guard Jeremy Richardson (Delta State) and Harding junior forward Matt Hall, while Harding senior guard Lonnie Smith and Henderson State senior forward Dedric Spooner complete the preseason team.

2005-06 GSC Men's Basketball Preseason Poll

School	Record (2004-05)	Points
1. Delta State (5)	(19-11, 11-5 GSC)	61
2. Central Ark. (1)	(23-8, 11-5 GSC)	49
3. Harding	(18-11, 10-6 GSC)	46
4. Ark.-Monticello	(18-10, 10-6 GSC)	44
5. Henderson State	(13-14, 8-8 GSC)	43
6. Ouachita Baptist	(19-10, 10-6 GSC)	29
7. Christian Brothers	(14-13, 6-10 GSC)	20
8. Arkansas Tech	(10-17, 3-13 GSC)	17
9. Southern Arkansas	(7-20, 3-13 GSC)	15

First Place Votes in ()

including only four turnovers after halftime.

RONE SMITH NAMED 2ND-TEAM ALL-GSC IN 2004-05

In his first season at Tech, senior forward Rone Smith was named a Second-Team All-GSC West Division selection after averaging 15.3 points and 7.6 rebounds per game and shooting a GSC-best 62.6 percent from the field. The All-GSC selection for Smith was Tech's first since Jeremy Johnson and Steven Willis were named All-Conference picks after the 2001-02 season. In addition to being a second-team All-GSC selection, Smith was also Tech's only player to be named the West Division's Player of the Week.

RICE NAMED GSC WEST DIVISION PLAYER OF THE WEEK

On Wednesday, Nov. 30, Tech junior guard **Denarryl Rice** was named the GSC's West Division Player of the Week. Rice earned the Player of the Week honor from the league after averaging 30.5 points and 3.0 rebounds for Tech at last weekend's UMSL Invitational. At the tournament, Rice began the week with a bang as he poured in 40 points behind an 8-for-13 effort from three-point range in Tech's 85-76 win over Lincoln [MO] and then he followed that up

Individual Single-Game Scoring Bests

1. 56 ...Deward Dopson (vs. HSU)2/24/50
2. 48 ...Ron Edmonds (vs. Harding)1/2/72
3. 47 ...Kenny Saylor (vs. Lyon)12/1/62
4. 46 ...Gray Townsend (vs. ORU).....11/27/89
5. 45 ...Billy Joe Murray (vs. Harding)1/16/74
- 45 ...Deward Dopson (vs. HSU)2/28/49
7. 44 ...Larry LaFevers (vs. Ozarks)1/11/65
- 44 ...Kenny Saylor (vs. Harding)1/11/63
9. 43 ...Billy Joe Murray (vs. John Brown)....12/29/73
- 43 ...E.C. O'Neal (vs. So. Ark.).....2/2/54
11. 42 ...Kenny Saylor (vs. Lyon)1/30/62
- 42 ...J.P. Lovelady (vs. UAM)1959
13. 41 ...Alan Cozart (vs. UAM)1/16/89
- 41 ...Alan Cozart (vs. Harding)1/12/89
- 41 ...Terry Hankton (vs. UAM)1/27/72
- 41 ...David Combs (vs. UCA)12/13/71
- 41 ...Kenny Saylor (vs. Harding)1962
- 18. 40 ...Denarryl Rice (vs. Lincoln)....11/25/05**
- 40 ...Terry Hankton (vs. UCA)2/10/72
- 40 ...David Combs (vs. Harding).....12/4/71
- 40 ...Tommy Shaw (vs. Mo. Southern)..11/23/70
- 40 ...Paul Brown (vs. Hendrix)2/10/69
- 40 ...Paul Brown (vs. HSU)1/3/69
- 40 ...Kenny Saylor (vs. SAU)1962
- 40 ...Kenny Saylor (vs. HSU)1/17/62
- 40 ...Kenny Saylor (vs. UCA)12/15/61



with a 21 point performance in Tech's 72-69 loss to UMSL in the final game of the tournament. For the week, Rice shot 50 percent (17-for-34) from the field, 57 percent (13-for-23) from the 3-point line and was 14-for-15 (93 percent) from the free throw line. The 40 points was the most scored this season by a GSC player and the most scored by a Tech player since former Wonder Boy **Bryan Hodges** tallied 35 points against Christian Brothers on Feb. 1, 1997.

RICE IS POURING IN THE POINTS

On Friday, Nov. 25, **Denarryl Rice** in only his second game in a Tech uniform poured in 40 points in the Wonder Boys 85-76 win over Lincoln [MO] University in Tech's first game of the UMSL Invitational. The 40 points was the most points scored by a Tech player since Bryan Hodges scored 35 points against Christian Brothers on Feb. 1, 1997 and it was the ninth 40-point game in school history and the 26th time a Tech player had scored 40 or more points in a single game.

FINAL FOUR SEASONS

Tech's men's basketball program made three trips to the Final Four of the NAIA National Tournament before making the move to the NCAA Division II level in 1996-97.

The Wonder Boys made back-to-back NAIA Final Four appearances in 1954 and 1955 under the director of legendary head coach **Sam Hindsman**. Hindsman was at Tech from 1947-66 and helped guide Tech to a 355-146 record. In addition, he led Tech to 11 AIC (Arkansas Intercollegiate Conference) championships and eight NAIA National Tournament berths.

Tech returned to the NAIA Final Four for the first time in 40 years in 1995 when the Wonder Boys posted an overall record of 29-6 under the direction of head coach **Marty Barnes**. The 1994-95 Final Four team featured NAIA All-Americans **David Bevis** and **Chad Keaster**, who was an honorable mention selection.

TRADITION, TRADITION AND TRADITION

Since beginning basketball in 1914-15, Arkansas Tech has won 17 conference championships in 82 years of basketball. The championship years are 1949, 1950, 1951, 1952, 1953, 1954, 1957, 1958, 1959, 1960, 1961, 1962, 1985, 1988, 1993, 1994 and 1995. All of the conference titles came during Tech's membership in the AIC.

ALL-AMERICANS APLENTY

In 84 years of basketball, Tech has produced 21 All-Americans, including three players being named All-American multiple times. **E.C. O'Neal** was the first Tech player to earn All-American honors as he was a two-time selection in both 1953 and 1954. **Kenny Saylor**, the school's all-time leading scorer, was a two-time All-American selection in both 1962 and 1963 and **Maxie Mathis** is the school's only three-time All-American as he was honored from 1991-93. Here is a complete list of Tech's Basketball All-Americans.

1953 - E.C. O'Neal

1954 - E.C. O'Neal

1955 - Donovan Horn

1958 - Ronnie Kennett

1961 - J.P. Lovelady

1962 - Kenny Saylor

1963 - Kenny Saylor

1972 - Terry Hankton

1982 - Joe Bob Wise

1989 - Alam Cozart

1991 - Maxie Mathis

1992 - Maxie Mathis

1993 - Maxie Mathis

1993 - Eric Burnett (HM)

1994 - Thayer McKinley (HM)

1994 - David Bevis (HM)

1995 - David Bevis

1995 - Chad Keaster (HM)

1996 - Bryan Hodges (HM)

1997 - Bryan Hodges (HM)

WHAT IS A WONDERBOY, YOU ASK??

Here is the story and history of the Wonder Boys. In 1919, Arkansas Tech's football team upset the highly-favored Jonesboro Aggies (now known as Arkansas State University) 14-0 behind a pair of 70-yard punt returns for touchdowns and two point-afters by a 17-

WONDER BOYS ON

THE AIR: Almost every regular season Tech basketball game can be heard once again this season on the flagship station of Tech Athletics, **KWKK** (100.9 FM) in Russellville. Former Tech Assistant SID **Sam Strasner** will provide the play-by-play once again this season. The radio broadcasts begin 15 minutes prior the tipoff with the **Rick McCormick** Pregame Show.

◆ **Tech Talk**, a 30-minute sports show devoted to Arkansas Tech athletics airs each Monday night during the school year beginning at 6:30 p.m. on **KWKK** (100.9 FM). During conference basketball play, which begins in January, the show will switch to Wednesday night's beginning at 6:30 p.m. The show, which is hosted by **KWKK's Johnny Story**, features Tech coaches discussing their teams, a review of previous games, upcoming opponents and other news, along with taking phone calls from listeners. Coach **Rick McCormick** will be featured on the show every other week during the basketball season beginning in December and continuing through mid-March.

◆ **The Green and Gold Luncheons**, which are held at the Western Sizzlin in Russellville, are scheduled for three times during the school year. The first luncheon was held on Monday, Sept. 12 and featured Tech Football Coach and Athletic Director **Steve Mullins**, Volleyball Coach **Kristy Kale** and Cross Country Coach **Tom Aspel**. The second luncheon was held on Monday, November 21. The November luncheon served as a recap of the fall sports season and a preview of the 2005-06 basketball season with Tech's Women's Coach **Todd Schaefer** and McCormick.

Wonder Boys In GSC / NCAA D-II Stats		
TEAM	GSC	NCAA
<i>(As of Dec. 6)</i>		
Scoring Offense	76.4	10th
Scoring Defense	69.2	10th
Scoring Margin	+7.2	9th
Field Goal Pct.	49.6	7th
FG Pct. Def.	40.6	7th
3-Pt. FG Pct.	48.1	1st
3-Pt. FG Made	10.2	2nd
FT Pct.	67.0	6th
Rebound Margin	+0.2	T-14th
INDIVIDUALS	GSC	NCAA
<i>(As of Dec. 6)</i>		
Scoring		
Denarryl Rice	22.2	4th
Rebounding		
Ike Ohanson	7.6	8th
Field Goal Pct.		
Rone Smith	66.0	2nd
Assists		
Marcus Lyons	4.0	10th
3-Point FG Percentage		
Andrew Stanek	66.7	1st
Denarryl Rice	53.5	5th
Free Throw Percentage		
Josh Bateman	86.7	4th
Univ. of the Ozark In AWC / NCAA D-II Stats		
TEAM	AWC	NCAA
<i>(As of Dec. 6)</i>		
Scoring Offense	76.8	7th
Scoring Defense	76.6	10th
Scoring Margin	+0.2	7th
Field Goal Pct.	40.2	T-12th
FG Pct. Def.	40.9	4th
3-Pt. FG Pct.	28.6	14th
3-Pt. FG Made	4.8	T-13th
FT Pct.	69.3	5th
Rebound Margin	+7.2	1st
INDIVIDUALS	AWC	NCAA
<i>(As of Dec. 6)</i>		
Scoring		
Habeeb Kareem	18.4	5th
Rebounding		
Habeeb Kareem	10.6	1st
Assists		
Brad Johnson	5.6	T-4th
Free Throw Percentage		
Josh Joyner	77.8	T-9th

KEEPING TRACK. . .

40-POINT GAMES:

Tech:	2005-06	Career	High
Denarryl Rice	1	1	40

30-POINT GAMES:

Tech:	2005-06	Career	High
	0		

20-POINT GAMES:

Tech:	2005-06	Career	High
Rone Smith	--	5	26
Denarryl Rice	2	2	21

DOUBLE- FIGURE SCORING GAMES:

Tech:	2005-06	Career	High
Rone Smith	3	26	26
Josh Bateman	--	10	24
Marcus Lyons	1	10	15
Andrew Stanek	2	7	18
Ike Ohanson	3	7	16
Denarryl Rice	5	5	40
Joel Casseus	2	2	17

DOUBLE- FIGURE REBOUNDING GAMES:

Tech:	2005-06	Career	High
Rone Smith	--	5	16
Ike Ohanson	1	1	12
Andrew Stanek	1	1	12

DOUBLE- FIGURE ASSIST GAMES:

Tech:	2005-06	Career	High
None			

DOUBLE- DOUBLES:

Tech:	2005-06	Career
Rone Smith	--	5
Ike Ohanson	1	1
Andrew Stanek	1	1

MOST POINTS SCORED

All-Time

140 - Tech 140, Southern Arkansas 702/24/54

Tucker Coliseum

130 - Tech 130, Philander Smith 7612/1/88

Under McCormick

97 - Tech 97, Arkansas Baptist 89.....11/30/05

MOST POINTS ALLOWED

All-Time

129 - Texas College 129, Tech 117.....11/17/89

Tucker Coliseum

126 - Oral Roberts 126, Tech 116.....11/27/89

Under McCormick

98 - Harding 98, Tech 731/29/04

year old quarterback by the name of **John Tucker**. The Jonesboro team had staked a claim to the mythical state football championship prior to the game.

Henry Loesch, the sports editor of the Arkansas Gazette in Little Rock, covered the game and coined the name "Wonder Boys" in compiling the Tech team, then known as the Aggies, in his postgame story.

Tech men's athletic teams have known as the Wonder Boys ever since and Tucker was thereafter labeled as "The Original Wonder Boy."

Tucker went on to complete his education at the University of Alabama, but returned to Arkansas Tech and served in several capacities, including head football coach, athletics director and chemistry professor from 1925-72.

TOUGH SCHEDULE IN 2005-06 FOR WONDER BOYS

Arkansas Tech Men's Basketball Coach **Rick McCormick**, who is entering his third season at the helm of the Wonder Boys program, has Tech playing 29 games, including two exhibition games against NCAA Division I programs, a regular season road contest at NCAA Division I Colorado State and 16 home games.

"It is a great schedule for us this upcoming season," McCormick

said. "In the three years I've been here, I have always tried improving the schedule and our players are excited about the schedule."

Before opening regular season at home on Nov. 19 against William Penn, the Wonder Boys will play exhibition contests at Texas A&M on Nov. 5, at Southeast Missouri State (Ohio Valley Conference) on Nov. 12 and then play at SMU (Conference USA) on Nov. 14.

"Playing against NCAA Division I schools helps out our program, in that it gets us name recognition, plus it is educational and our players get a great experience," added McCormick. "I love exhibition games, it gives us a chance to see how we stack up, but when they are all over, your record is still 0-0."

Following its two exhibition games and the regular season opener at home against William Penn, McCormick's team will play over Thanksgiving holiday weekend at the University of Missouri-St. Louis Invitational. At the tournament, Tech will play Lincoln University on Nov. 25 and then play against Missouri-St. Louis on Nov. 26, before returning home to begin a stretch of seven home games at Tucker Coliseum throughout the month of December.

"Our schedule is also nice for our fans, in that, they will get the opportunity to come out and watch us play seven straight at home from the end of November through almost the entire month of December," the third-year Tech coach said.

Tech will begin its seven-game homestand against Arkansas Baptist on Nov. 30, before opening December on the 3rd against Northeastern St. Following, NSU, Tech will host Rhema College on Dec. 7, the University of the Ozarks on Dec. 10, Southwestern Oklahoma on Dec. 17, Incarnate Word on Dec. 20 and completes the homestand on Dec. 28 against Missouri-St. Louis.

"I feel like we have been able to attract quali-

NABC/Division II Bulletin Top 25
(Week 2 - 12/6/05)

Rk	School	W-L	Pts.	Prv.
1.	Montevallo (6)	6-0	199	1
2.	Tarleton State	6-1	189	3
3.	Virginia Union	2-1	184	5
4.	West. Washington	5-1	169	8
5.	Seattle Pacific	5-0	161	11
6.	South Dakota	5-0	153	7
7.	Northern St. [SD]	8-0	141	12
8.	Saint Joseph's	6-0	139	13
9.	Central Mo. State	7-0	132	10
10.	So. Indiana	7-1	113	4
11.	Catawba [NC]	8-0	105	17
12.	Barton	5-0	83	NR
13.	Fla. Southern	6-0	80	23
14.	Metro State (1)	3-2	74	20
15.	Winona State	5-1	69	21
16.	Mount Olive	4-1	66	6
17.	Lynn [FL]	4-2	63	9
18.	West Virginia St.	5-1	60	22
19.	Grand Valley St.	5-1	58	24
20.	Emporia State	6-2	52	16
21.	Bentley	4-2	44	2
22.	West Liberty St.	7-0	40	NR
23.	Holy Family	5-1	25	NR
24.	Southwest Baptist	8-0	22	NR
25.	Pfeiffer	6-1	20	14

Others Receiving Votes: Saint Rose 19; Ala.-Anchorage 15; Ala.-Fairbanks 14; So. New Hampshire 14; Ashland 13; Fla. Gulf Coast 11; Fort Hays St. 11; Ala.-Huntsville 9; Neb.-Kearney 9; Seattle 8; Cal St.-Bakersfield 5; TAMU-Commerce 5; Columbus St. 4; Findlay 4; UMass-Lowell 3; Mesa State 3; Central Okla. 2; Cal Poly Pomona 1; Cal St.-San Bernardino 1; *Harding 1*; No. Mich. 1.

Tech Opponents In Bold/Italics
GSC Teams in Italics

ty opponents for our home schedule in December," said McCormick. "NSU is a good team and is the closest non-GSC Division II school to us, while Southwest Oklahoma had a very strong team last season and Incarnate Word is another good D-II program, which played in the NCAA Tournament last season."

After the long homestand, Tech will travel to play in Fort Collins, Co., against Colorado State on Dec. 30. Colorado State is a member of the Mountain West Conference and finished 11-17 last season, but return three starters and five letterwinners, including last year's MWC's Freshman of the Year **Jason Smith**.

All-Time Tech Coaching Records		
Coach	Year(s)	Record
Sam Hindsman1947-66355-146
Marty Barnes1987-99	..231-140
Deward Dopson1966-73103-89
E.O. Brown1923-3363-54
George Jones1976-8150-83
Robert Thompson	..1999-0343-62
John Widner1984-8743-39
Henry Hudson1935-4030-44
Danny Ebbs1981-8329-33
John Tucker1944-4628-13
Rick McCormick	..2003-pres.	..22-38
Ted Lyons1973-7620-57
Homer Spragins1946-4712-11
Truman McEver1933-3511-19
Wesley White1983-849-12
Bill Cowan1922-237-1
Raymond Burnett1941-427-14
Howard Godfrey1940-415-11
R.K. Lindberg1914-154-3

Bold/Italics indicates NCAA Division II

"Playing a team like Colorado State will help our program gain exposure and gives our players the chance to fly to a game," McCormick said about the CSU game. "It should be a great experience for the players, playing in an environment like CSU's Moby Arena."

Following the Colorado St. game, Tech will begin Gulf South Conference action on Jan. 5 when they play at Arkansas-Monticello, before playing two days later on Jan. 7 at Southern Arkansas. After the SAU contest, Tech returns home to open up the home portion of its GSC schedule on Jan. 9 against Central Arkansas, before playing at Christian Brothers on Jan. 12. The Wonder Boys will then complete the month with home games against Ouachita Baptist (Jan. 16), Harding (Jan. 26) and UAM (Jan. 30) and road games at Henderson State (Jan. 23) and Delta State (Jan. 28). The SAU and Delta State games are two of Tech's three Saturday GSC contests this season.

"We have three home games and five away games in the first round of the conference schedule," McCormick said. "Plus, we have to play three of our first four league games on the road, so that will be a challenge."

McCormick's third Wonder Boy team returns two starters and six letterwinners from last season's 10-17 team that finished 3-13 in the GSC West "We have three home games and five away games in the first round of the conference schedule," McCormick said. "Plus, we have to play three of our first four league games on the road, so that will be a challenge."

McCormick's third Wonder Boy team returns two starters and six letterwinners from last season's 10-17 team that finished 3-13 in the GSC West Division.

"This is year three of our rebuilding process and we finally have a group of returning players," the coach added. "The league continues to get better every year and this year will be no exception."

While Tech's first half of GSC play features three home games, its second half has five home contests and three away games, including a stretch of three home games in 10 days.

Tech will open up February at home on the 2nd against Southern Arkansas, before playing at Central

Opponent	Meetings (Last)	McCormick	Series
William Penn	1 (2005)	1-0	Tech, 1-0
Lincoln University	3 (2005)	1-0	Tech, 2-1
Mo.-St. Louis	2 (2005)	0-1	UMSL, 2-0
Ark. Baptist	13 (2005)	1-0	Tech, 11-2
Northeastern St.	35 (2005)	2-1	NSU, 19-16
Rhema	2 (2005)	2-0	Tech, 2-0
Univ. of Ozarks	141 (2005)	2-0	Tech, 105-36
SW Oklahoma	10 (2004)	0-2	SWOSU, 7-3
Incarnate Word	1 (2004)	1-0	Tech, 1-0
Colorado State	None	--	0-0
Ark.-Monticello	133 (2005)	3-1	Tech, 92-41
Southern Ark.	148 (2005)	2-2	Tech, 85-63
Central Arkansas	184 (2005)	0-4	UCA, 112-72
Christian Brothers	20 (2005)	0-4	Tech, 11-9
Ouachita Baptist	141 (2005)	0-4	OBU, 73-68
Henderson State	139 (2005)	0-4	HSU, 73-66
Harding	110 (2005)	0-4	Tech, 62-48
Delta State	49 (2005)	2-2	DSU, 19-12

Arkansas on Feb. 6 and then hosting Christian Brothers on Feb. 9. Tech will then play at Ouachita Baptist on Feb. 13, before closing out the month with a road game at Harding on Feb. 23 sandwiched between home games on Feb. 20 against Henderson State and Feb. 25 against Delta State. The DSU game is Tech's final regular season game and also its third Saturday game in conference play.

"Most of our games in the league are played on Monday's and Thursday's, so it will be nice to play several games on Saturday," McCormick said.

The 2005-06 season concludes with the GSC Tournament on March 2-6 in Tupelo, Miss., at the BancorpSouth Center. The top five teams from each division will advance to the tournament. Tech last played in the GSC Tournament in 2000, when it lost in the first round to West Florida, 70-57.

UP NEXT FOR TECH

Following Saturday's game with Northeastern State, Tech will remain home and host Rhema Bible College in an 8 p.m. game on Wednesday, Dec. 7, before welcoming the University of Ozarks on Saturday, Dec. 10 at 7 p.m. at Tucker Coliseum. The Rhema College game is the second game of a doubleheader at Tucker Coliseum as the Tech Golden Sun women are hosting Rhema College's women in a 6 p.m. contest.

No.	NAME	YEARS	POINTS
1.	Kenny Saylor	1959-63	2,470
2.	Paul Brown	1966-70	2,456
3.	E.C. O'Neal	1952-55	2,215
4.	Maxie Mathis	1990-93	2,157
5.	Joe Bob Wise	1978-82	2,000
6.	Eric Burnett	1989-93	1,981
7.	Billy Joe Murray	1973-77	1,946
8.	Terry Hankton	1969-72	1,872
9.	Deward Dopson	1948-51	1,863
10.	David Bevis	1992-95	1,831
11.	Eric Bozeman	1978-81	1,792
12.	David Combs	1969-72	1,674
13.	Gray Townsend	1987-90	1,615
14.	John Gross	1967-70	1,542
15.	Jeremy Johnson	2001-05	1,441

2005-06 Gulf South Conference Standings
(As of 12/8/05)

West Division	Conf.	Pct.	Overall	Pct.	Stk
Harding	0-0	.000	6-1	.857	W5
Arkansas Tech	0-0	.000	5-1	.833	W3
Central Ark.	0-0	.000	5-1	.833	W1
Delta State	0-0	.000	5-1	.833	W1
Ark.-Monticello	0-0	.000	4-1	.800	W4
Ouachita Baptist	0-0	.000	6-4	.600	W1
Christian Bros.	0-0	.000	4-3	.571	W1
Southern Ark.	0-0	.000	3-4	.429	W1
Henderson St.	0-0	.000	2-3	.400	L1

East Division	Conf.	Pct.	Overall	Pct.	Stk
Montevallo	0-0	.000	7-0	1.000	W7
Ala.-Huntsville	0-0	.000	7-1	.875	L1
West Florida	0-0	.000	5-1	.833	W1
West Alabama	0-0	.000	6-2	.750	L1
West Georgia	0-0	.000	6-2	.750	W3
North Alabama	0-0	.000	7-3	.700	W1
Valdosta State	0-0	.000	3-2	.600	W2
Lincoln Memorial	0-0	.000	1-5	.167	L2

Gulf South Conference Schedule/Results

Monday, December 5

West Georgia 86, at Clark-Atlanta 52
 North Alabama 82, at Central Arkansas 72
 #1 Montevallo 77, at Tuskegee 69
 West Alabama 74, Henderson State 70
 Delta State 89, Tougaloo 78
 Harding 94, Arkansas Baptist 83

Tuesday, December 6

Ouachita Baptist 83, Williams Baptist 48

Wednesday, December 7

Ark.-Monticello 100, at Philander Smith 68
 West Georgia 71, at Fort Valley State 69 (OT)
 Christian Brothers 107, Crichton 89
 Central Arkansas 100, Arkansas Baptist 65
 Southern Arkansas 75, at West Alabama 67
ARKANSAS TECH 66, RHEMA COLLEGE 59

Thursday, December 8

Central Baptist at Harding, 8 p.m.

Saturday, December 10

#11 Catawba at West Georgia, 12 p.m.
 Harding at Northwestern [LA] State, 2 p.m.
 Lyon at Central Arkansas, 2 p.m.
 Christian Brothers at LeMoyne-Owen, 4 p.m.
 #1 Montevallo at Virginia State, 6:30 p.m.
 Covenant at Alabama-Huntsville, 7 p.m.
 *West Florida at Valdosta State, 7 p.m.
UNIVERSITY OF THE OZARKS AT TECH, 7 P.M.
 Lincoln Memorial at Carson-Newman, 7 p.m.

Sunday, December 11

Southern Arkansas at Tulsa, 2 p.m.

Monday, December 12

Carver at Valdosta State, 6:30 p.m.
 William Carey at West Florida, 7:30 p.m.

Rankings are according to latest D-II Bulletin poll
All times are local to site
 * - denotes GSC games

Tech's Starting Lineups In 2005-06

Game	G	G	F	F	C
Will. Penn	Lyons	Bateman	Casseus	Smith	Ohanson
Lincoln	Lyons	Bateman	Casseus	Smith	Ohanson
UMSL	Lyons	Rice	Bateman	Casseus	Ohanson
Ark. Bap.	Lyons	Rice	Casseus	Stanek	Smith
NSU	Lyons	Rice	Casseus	Stanek	Ohanson
Rhema	Lyons	Rice	Casseus	Stanek	Ohanson
Ozarks					
SW OK St.					
UIW					
UMSL					
Color. St.					
UAM					
SAU					
UCA					
CBU					
OBU					
HSU					
Harding					
Delta St.					
UAM					
SAU					
UCA					
CBU					
OBU					
HSU					
Harding					
Delta St.					

Tech games in Italics denotes games won

2005-06 Arkansas Tech Extremes

Largest Lead	22 vs. William Penn (67-45, 3:34, 2nd)
Largest deficit	14 (3 times) vs. UMSL (49-35, 17:15, 2nd)
Largest halftime lead	17 vs. Arkansas Baptist (49-32)
Largest halftime deficit	14 vs. UMSL (46-32)
Largest lead in a loss	None
Largest deficit in a win	8 (5x) last vs. Northeastern St. (28-20, 2:52, 1st)
Largest halftime lead in loss	None
Largest halftime deficit in win	1 (2x) last vs. Northeastern State (30-29)

Bench Scoring (2005-06)

Tech	178 points (29.7 ppg - 6 games)
Opponents	113 points (18.8 ppg - 6 games)

Tech Individual Bench Scoring

Denarryl Rice.....	52 points (26.0 ppg - 2 games)
Andrew Stanek	46 points (15.3 ppg - 3 games)
Rone Smith	42 points (14.0 ppg - 3 games)
Ike Ohanson	15 points (15.0 - 1 game)
Antonio Harrison.....	9 points (1.5 ppg - 6 games)
Josh Bateman	8 points (2.7 - 3 games)
Justin Foster	4 points (1.0 ppg - 4 games)
Rodney Jackson	2 points (1.0 - 2 games)

head coach RICK McCORMICK



Rick McCormick is entering his third season as the Head Men's Basketball Coach at Arkansas Tech. McCormick has compiled a 22-38 overall record with the Wonder Boys and has a career mark of 253-223 (.532) in his 18th year as a collegiate head coach. In his

second season at Tech, McCormick led the Wonder Boys to a 10-17 overall record and a 3-13 mark in the GSC after compiling a 7-20 record in his first season at Tech. McCormick is joined on the bench this season by first-year assistant coaches **Yancey Walker** and **Leon Harris**.

McCormick came to Arkansas Tech after serving for four years as the head coach at Cedar Valley [TX] Community College, where he compiled a four-year record of 80-41. Led the 2000-01 Cedar Valley squad to a 28-6 record and a National Junior College Athletics Association national championship. Prior to working at Cedar Valley, McCormick spent two seasons as the head coach at Panhandle [OK] State. During his coaching career, McCormick, a native of Gilmer, Texas, has been a conference coach of the year at three different institutions and the NJCAA national coach of the year for the 2000-01 season.

The 1979 graduate from the University of Science & Arts of Oklahoma began his coaching career as an assistant coach at Oklahoma City University from 1979-81. After Oklahoma City University, he moved to Conners State [OK] College as an assistant coach from 1981-84 before earning his first head coaching position at North Dakota State College of Science in 1984. He served at NDSCS for three seasons.

Following his stint at NDSCS, McCormick returned to the state of Oklahoma to serve as an assistant coach under Ken Trickey at Oral Roberts University (1987-88). After one season at ORU, he moved to Union University [TN] as an assistant in 1988-89, before being named the head coach before the 1989-90 season. He spent five years as the head coach at Union, before becoming an assistant coach at NCAA Division I Northwestern State for two seasons (1994-96).

McCormick and his wife, Marie, have one daughter, Aundrea, who presently attends college at College of the Ozarks in Clarksville, Ark.

GSC Players of the Week

WEST DIVISION

Nov. 21 - Kevin Weybright, CBU
Nov. 29 - DENARRYL RICE, TECH
Dec. 6 - Brandon Sims, Harding

EAST DIVISION

Nov. 21 - A.J. Gordon, UNA
Nov. 29 - Antonio Shaw, UWG
Dec. 6 - Esmir Guzonjic, UNA

Arkansas Tech's 2005-06 Trends...


Playing at Home4-0	Teams With Losing Record.....3-1
Playing on the Road0-1	Makes 4+ 3-Pt. Shots.....4-1
Playing at Neutral Site1-0	Opp. Makes 4+ 3-Pt. Shots5-1
GSC Record0-0	3-Pt. Makes Even0-0
Non-Conference5-1	No Tech Player Fouls Out4-1
Wins Game Before3-1	1+ Tech Players Foul Out1-0
Loses Game Before1-0	Has 12+ Assists4-1
Leading at Halftime.....3-0	Has Less Than 12 Assists1-0
Trailing at Halftime2-1	Opp. Has 12+ Assists1-1
Tied at Halftime0-0	Plays on Television0-0
Plays an Overtime Game0-0	Plays in November3-1
Outrebounding Opponent.....2-0	Plays in December.....2-0
Is Outrebounded2-1	Plays in January.....0-0
Rebounds Even1-0	Plays in February.....0-0
Shoots 50% or Better1-1	Plays in March.....0-0
Shoots Less Than 50%.....4-0	Plays on Mondays0-0
Opp. Shoots 50% or Better1-0	Plays on Tuesdays.....0-0
Opp. Shoots 50% or Less4-1	Plays on Wednesdays2-0
Shoots Better Than Opp.4-1	Plays on Thursdays0-0
Shoots Worse Than Opp.1-0	Plays on Fridays1-0
Makes More FTs Than Opp.1-0	Plays on Saturdays2-1
Opp. Makes More FTs3-1	Plays on Sundays0-0
Has Equal FTs Made1-0	Margin is 10 Pts. or Less4-1
Has More TOs than Opp.....2-0	Margin is 19 pts. or Less1-0
Has Equal or Less TOs.....3-1	Margin is 20 or More.....0-0
Scores More Bench Pts.5-1	Scores 59 pts. or less0-0
Opp. Bench Scores More0-0	Scores 60-69 points2-1
Bench Points Equal0-0	Scores 70-79 points1-0
Playing a Ranked Team0-0	Scores 80-89 points1-0
Teams With Winning Record.....1-1	Scores 90+ points1-0

2005-06 Arkansas Tech Game-By-Game Totals

	FG-FGA	FG%	3M-3A	3%	FT-FTA	FT%	OR	DR	Total	PF-DQ	1st-2nd	Pts	A	TO	BL	S
Tech	25-51	49.0	10-19	52.6	10-17	58.8	6	28	34	19-0	34-36	70	19	10	1	6
W. Penn.	17-50	34.0	5-18	27.8	12-23	52.2	12	24	36	17-0	24-27	51	6	15	1	7
Tech	20-49	40.8	12-25	48.0	33-42	78.6	14	30	44	22-0	28-57	85	13	21	1	3
Lincoln	27-70	38.6	11-29	37.9	11-16	68.8	16	19	35	34-2	29-47	76	9	11	2	8
Tech	28-56	50.0	10-20	50.0	3-6	50.0	9	20	29	15-0	32-37	69	21	14	1	5
UMSL	27-55	49.1	6-18	33.3	12-19	63.2	10	21	31	9-0	46-26	72	16	10	4	5
Tech	37-61	60.7	10-21	47.6	13-18	72.2	9	31	40	24-2	49-48	97	30	16	2	4
Ark. Bap.	31-78	39.7	10-39	25.6	17-29	58.6	22	18	40	20-1	32-57	89	13	11	2	7
Tech	23-51	45.1	9-21	42.9	6-14	42.9	10	20	30	18-0	29-32	61	11	10	2	6
NSU	19-45	42.2	6-22	27.3	14-19	73.7	9	25	34	17-0	30-28	58	9	13	2	8
Tech	28-60	46.7	3-22	13.6	7-11	63.6	16	15	31	11-0	37-29	66	14	8	2	8
Rhema	21-42	50.0	10-20	50.0	7-9	77.8	7	16	23	13-1	31-28	59	10	18	4	6

- Tech
- Ozarks
- Tech
- SW Okla.
- Tech
- UIW
- Tech
- UMSL
- Tech
- CSU
- Tech
- UAM
- Tech
- SAU
- Tech
- UCA
- Tech
- CBU
- Tech
- OBU
- Tech
- HSU
- Tech
- Harding
- Tech
- DSU
- Tech
- UAM
- Tech
- SAU
- Tech
- UCA
- Tech
- CBU
- Tech
- OBU
- Tech
- HSU
- Tech
- Harding
- Tech
- DSU

2005-06 ARKANSAS TECH WONDER BOYS




MARCUS LYONS
G / 5-10 / 165
SENIOR - 1L
HOT SPRINGS, ARKANSAS
CEDAR VALLEY CC



JOSH BATEMAN
G / 6-0 / 185
SOPHOMORE - 1L
MARMADUKE, ARKANSAS
MARMADUKE HS




ANDREW STANEK
F / 6-6 / 200
SENIOR - 1L
HECTOR, ARKANSAS
JOHN BROWN UNIVERSITY




JOEL CASSEUS
F-G / 6-4 / 215
SENIOR - TR
MONTREAL, CANADA
BINGHAMTON UNIVERSITY



J.T. EICHENBERGER
F-G / 6-4 / 185
FRESHMAN - HS
SPRINGDALE, ARKANSAS
SPRINGDALE HS




JUSTIN FOSTER
G / 6-3 / 185
FRESHMAN - HS
DETROIT, MICHIGAN
OAK PARK HS




DENARD HUNT
F-G / 6-2 / 170
JUNIOR - TR
OKLAHOMA CITY, OKLAHOMA
NE OKLAHOMA A&M




ANTONIO HARRISON
G / 5-9 / 185
FRESHMAN - HS
DETROIT, MICHIGAN
SOUTHFIELD HS




DENARRYL RICE
G / 6-0 / 185
JUNIOR - TR
SOUTHFIELD, MICHIGAN
WESTERN MICHIGAN




RODNEY JACKSON
F / 6-7 / 215
SOPHOMORE - TR
DE SOTO, TEXAS
CEDAR VALLEY CC




RONE SMITH
FORWARD / 6-7 / 240
SENIOR - 1L
WICHITA, KANSAS
BARTON COUNTY CC



JOHN CLARK
G / 6-2 / 200
FRESHMAN - HS
MARMADUKE, ARKANSAS
MARMADUKE HS



IKE OHANSON
F-C / 6-6 / 240
SENIOR - 1L
IVORY COAST, AFRICA
CEDAR VALLEY CC



ZAK LOWRY
C / 6-8 / 200
FRESHMAN - RS
CONWAY, ARKANSAS
CONWAY HS



RICK MCCORMICK
HEAD COACH
THIRD SEASON



YANCEY WALKER
ASSISTANT COACH
FIRST SEASON



LEON HARRIS
ASSISTANT COACH
FIRST SEASON

2005-06 Arkansas Tech Wonder Boys Results

Overall Record: 5-1 (Home: 4-0; Away: 0-1; Neutral: 1-0)
GSC Record: 0-0 (Home: 0-0; Away: 0-0)

<u>Date</u>	<u>Opponent</u>	<u>Result</u>	<u>Top Scorer</u>	<u>Top Rebounder</u>	<u>Top Assists</u>	<u>Att.</u>
N19	William Penn.....	W, 70-51	Stanek18	Ohanson.....12	...2 tied with ..5753
N25	vs. Lincoln^	W, 85-76	Rice40	Ohanson.....10	...Lyons.....4137
N26	at UMSL^	L, 72-69	Rice21	Stanek7	...2 tied with ..5156
N30	Ark. Baptist.....	W, 97-89	Rice21	Stanek12	...2 tied with ..7576
D3	NSU	W, 61-58	Rice17	2 tied with	6 ...Lyons.....4771
D7	Rhema	W, 66-59	Casseus17	Stanek7	...Stanek6309
D10	Ozarks					
D17	SW Okla.					
D20	UIW					
D28	UMSL					
D30	at CSU					
J5	at UAM*					
J7	at SAU*					
J9	UCA*					
J12	at CBU*					
J16	OBU*					
J23	at HSU*					
J26	Harding*					
J28	at Delta St.*					
J30	UAM*					
F2	SAU*					
F6	at UCA*					
F9	CBU*					
F13	at OBU*					
F20	HSU*					
F23	at Harding*					
F25	Delta St.*					

^ - UMSL Invitational

* - Gulf South Conference game

MARGINS OF WINS/LOSSES

	1	2	3	4	5	6	7	8	9	10	11-15	16-19	20-24	25-29	30+
Wins			1				1	1	1			1			
Losses			1												

2005-06 STATISTICAL LEADERS

<u>Points Leader</u>	<u>Rebounds Leader</u>	<u>Assists Leader</u>	<u>30+-Pt Games</u>	<u>20-Point Games</u>	<u>10+-Reb. Games</u>
Rice4	Ohanson3	Rice2	Rice1 (40)	Rice2	Ohanson2
Stanek1	Stanek3	Bateman2			Stanek1
Casseus.....1	Smith1	Lyons2			
		Stanek2			
		Casseus.....1			

ARKANSAS TECH GAME HIGHS

POINTS97 vs. Arkansas Baptist (11/30/05)
FIELD GOALS MADE37 vs. Ark. Baptist (11/30/05)
FIELD GOAL ATTEMPTS61 vs. Ark. Baptist (11/30/05)
FIELD GOAL PCT. ..607 (37-61) vs. Ark. Baptist (11/30/05)
3-POINT FG MADE.....12 vs. Lincoln (11/25/05)
3-POINT FG ATTEMPTS25 vs. Lincoln (11/25/05)
3-POINT FG PCT......526 (10-19) vs. William Penn (11/19/05)
FREE THROWS MADE33 vs. Lincoln (11/25/05)
FREE THROW ATTEMPTS42 vs. Lincoln (11/25/05)
FREE THROW PCT.786 (33-42) vs. Lincoln (11/25/05)
REBOUNDS44 vs. Lincoln (11/25/05)
ASSISTS30 vs. Arkansas Baptist (11/30/05)
STEALS8 vs. Rhema College (12/7/05)
BLOCKED SHOTS2 vs. Rhema College (12/7/05)
2 vs. Arkansas Baptist (11/30/05)
TURNOVERS21 vs. Lincoln (11/25/05)
FOULS24 vs. Arkansas Baptist (11/30/05)

ARKANSAS TECH GAME LOWS

POINTS.....61 vs. Northeastern State (12/3/05)
FIELD GOALS MADE20 vs. Lincoln (11/25/05)
FIELD GOAL ATTEMPTS49 vs. Lincoln (11/25/05)
FIELD GOAL PCT.408 (20-49) vs. Lincoln (11/25/05)
3-POINT FG MADE3 vs. Rhema College (12/7/05)
3-POINT FG ATTEMPTS19 vs. William Penn (11/19/05)
3-POINT FG PCT.13.6 (3-22) vs. Rhema College (12/7/05)
FREE THROWS MADE3 vs. Mo.-St. Louis (11/26/05)
FREE THROW ATTEMPTS6 vs. Mo.-St. Louis (11/26/05)
FREE THROW PCT.429 (6-14) vs. Northeastern St. (12/3/05)
REBOUNDS29 vs. Mo.-St. Louis (11/26/05)
ASSISTS11 vs. Northeastern State (12/3/05)
STEALS3 vs. Lincoln (11/25/05)
BLOCKED SHOTS1 vs. William Penn (11/19/05)
1 vs. Lincoln (11/25/05)
1 vs. Mo.-St. Louis (11/26/05)
TURNOVERS8 vs. Rhema College (12/7/05)
FOULS11 vs. Rhema College (12/7/05)

ARKANSAS TECH OPPONENT GAME HIGHS

POINTS89 vs. Arkansas Baptist (11/30/05)
FIELD GOALS MADE31 vs. Arkansas Baptist (11/30/05)
FIELD GOAL ATTEMPTS78 vs. Ark. Baptist (11/30/05)
FIELD GOAL PCT.50.0 (21-42) vs. Rhema (12/7/05)
3-POINT FG MADE.....11 vs. Lincoln (11/25/05)
3-POINT FG ATTEMPTS.....39 vs. Ark. Baptist (11/30/05)
3-POINT FG PCT.50.0 (10-20) vs. Rhema (12/7/05)
FREE THROWS MADE17 vs. Ark. Baptist (11/30/05)
FREE THROW ATTEMPTS29 vs. Ark. Baptist (11/30/05)
FREE THROW PCT......77.8 (7-9) vs. Rhema (12/7/05)
REBOUNDS40 vs. Arkansas Baptist (11/30/05)
ASSISTS16 vs. Mo.-St. Louis (11/26/05)
STEALS.....8 vs. Northeastern State (12/3/05)
8 vs. Lincoln (11/25/05)
BLOCKED SHOTS4 (2x) last vs. Rhema (12/7/05)
TURNOVERS18 vs. Rhema (12/7/05)
FOULS34 vs. Arkansas Baptist (11/30/05)

ARKANSAS TECH OPPONENT GAME LOWS

POINTS51 vs. William Penn (11/19/05)
FIELD GOALS MADE17 vs. William Penn (11/19/05)
FIELD GOAL ATTEMPTS42 vs. Rhema (12/7/05)
FIELD GOAL PCT.340 (17-50) vs. William Penn (11/19/05)
3-POINT FG MADE5 vs. William Penn (11/19/05)
3-POINT FG ATTEMPTS.....18 vs. Mo.-St. Louis (11/26/05)
18 vs. William Penn (11/19/05)
3-POINT FG PCT.256 (10-39) vs. Ark. Baptist (11/30/05)
FREE THROWS MADE7 vs. Rhema (12/7/05)
FREE THROW ATTEMPTS.....9 vs. Rhema (12/7/05)
FREE THROW PCT. ..522 (12-23) vs. William Penn (11/19/05)
REBOUNDS23 vs. Rhema (12/7/05)
ASSISTS6 vs. William Penn (11/19/05)
STEALS5 vs. Mo.-St. Louis (11/26/05)
BLOCKED SHOTS1 vs. William Penn (11/19/05)
TURNOVERS10 vs. Mo.-St. Louis (11/26/06)
FOULS9 vs. Mo.-St. Louis (11/26/06)

ARKANSAS TECH INDIVIDUAL GAME HIGHS

POINTS40, Denarryl Rice vs. Lincoln (11/25/05)
FGs MADE9 (3x), last by Rone Smith vs. Ark. Bap. (11/30/05)
FG ATTEMPTS20, Dennarryl Rice vs. Rhema (12/7/05)
FG PCT. ..1.000 (7-7), Ike Ohanson vs. Ark. Baptist (11/30/05)
3-PT FG MADE8, Denarryl Rice vs. Lincoln (11/25/05)
3-PT FG ATTEMPTS13, Denarryl Rice vs. Lincoln (11/25/05)
3-PT FG PCT. ..857 (6-7), Andrew Stanek vs. WPU (11/19/05)
FTs MADE14, Denarryl Rice vs. Lincoln (11/25/05)
FT ATTEMPTS14, Denarryl Rice vs. Lincoln (11/25/05)
FT PCT......1.000 (14-14), Denarryl Rice vs. Lincoln (11/25/05)

.....1.000 (4-4), Josh Bateman vs. Will. Penn (11/19/05)
REBOUNDS12, Andrew Stanek vs. Ark. Baptist (11/30/05)
12, Ike Ohanson vs. William Penn (11/19/05)
ASSISTS7, Denarryl Rice vs. Ark. Baptist (11/30/05)
7, Josh Bateman vs. Ark. Baptist (11/30/05)
STEALS.....3, Denarryl Rice vs. Ark. Baptist (11/30/05)
BLOCKED SHOTS2, Ike Ohanson vs. Ark. Baptist (11/30/05)
TURNOVERS5, Denarryl Rice vs. NSU (12/3/05)
FOULS.....5, Joel Casseus vs. Ark. Baptist (11/30/05)
5, Rone Smith vs. Ark. Baptist (11/30/05)

Arkansas Tech Career Records

Points Scored (Min. 1,700 points)

1.	Kenny Saylor	1959-63	2,470
2.	Paul Brown	1966-70	2,456
3.	E.C. O'Neal	1952-55	2,215
4.	Maxie Mathis	1990-93	2,157
5.	Joe Bob Wise	1979-82	2,000
6.	Eric Burnett	1990-93	1,981
7.	Billy Joe Murray	1974-77	1,946
8.	Terry Hankton	1969-72	1,872
9.	Deward Dopson	1948-51	1,863
10.	David Bevis	1992-95	1,831
11.	Eric Bozeman	1978-81	1,792

Scoring Average (Min. 17.0 points)

1.	Kenny Saylor	1959-63	24.7
2.	Paul Brown	1966-70	22.1
3.	Deward Dopson	1948-51	20.9
4.	David Combs	1969-72	20.4
5.	E.C. O'Neal	1952-55	18.5
	Billy Joe Murray	1974-77	18.5
7.	Joe Bob Wise	1979-82	18.3
8.	Alan Cozart	1987-89	17.8
9.	Eric Bozeman	1978-81	17.2
10.	Maxie Mathis	1990-93	17.0

Field Goals Attempted (Min. 1,200 attempts)

1.	Paul Brown	1966-70	2,218
2.	Kenny Saylor	1959-63	1,855
3.	Billy Joe Murray	1974-77	1,806
4.	Joe Bob Wise	1979-82	1,664
5.	Terry Hankton	1969-72	1,551
6.	Eric Bozeman	1978-81	1,496
7.	David Combs	1969-72	1,447
8.	Maxie Mathis	1990-93	1,406
9.	Eric Burnett	1990-93	1,302
10.	Jeremy Johnson	2001-05	1,214

Field Goals Made (Min. 600 made)

1.	Paul Brown	1966-70	962
2.	Kenny Saylor	1959-63	946
3.	Maxie Mathis	1990-93	867
4.	Joe Bob Wise	1979-82	788
5.	Billy Joe Murray	1974-77	764
6.	Eric Bozeman	1978-81	752
7.	Terry Hankton	1969-72	740
8.	David Bevis	1992-95	688
9.	David Combs	1969-72	663
10.	Eric Burnett	1990-93	615

Three-Point Field Goals Attempted (Min. 350 atts.)

1.	Eric Burnett	1990-93	819
2.	Gray Townsend	1987-90	668
3.	Bryan Hodges	1994-97	632
4.	Chad Keaster	1991-95	543
5.	Jerry Lee	1997-01	437
6.	Clint McCoy	1991-95	379
7.	Rob Lyall	1991-94	372
8.	Jeremy Johnson	2001-05	356

Three-Point Field Goals Made (Min. 100 made)

1.	Eric Burnett	1990-93	354
2.	Gray Townsend	1987-90	288
3.	Bryan Hodges	1994-97	258

4.	Chad Keaster	1991-95	239
5.	Clint McCoy	1991-95	158
6.	Rob Lyall	1991-94	139
7.	Jerry Lee	1997-01	127
8.	Jeremy Johnson	2001-05	126
9.	Jason Williams	2001-03	120
10.	John Hall	1989-91	100

Free Throws Attempted (Min. of 475 attempts)

1.	Kenny Saylor	1959-63	851
2.	David Bevis	1992-95	695
3.	Billy Joe Murray	1974-77	644
4.	Paul Brown	1966-70	633
5.	Maxie Mathis	1990-93	603
6.	Terry Hankton	1969-72	590
7.	Joe Bob Wise	1979-82	549
8.	William Boley	1960-63	524
9.	John Gross	1967-70	514
10.	Eric Burnett	1990-93	479

Free Throws Made (Min. 385 made)

1.	Kenny Saylor	1959-63	578
2.	Paul Brown	1966-70	532
3.	David Bevis	1992-95	454
4.	Joe Bob Wise	1979-82	424
5.	Billy Joe Murray	1974-77	418
6.	Maxie Mathis	1990-93	413
7.	Eric Burnett	1990-93	397
8.	Terry Hankton	1969-72	392
9.	William Boley	1960-63	387

Rebounds (Min. 675 rebounds)

1.	John Gross	1967-70	1,330
2.	Terry Hankton	1969-72	1,163
3.	Thayer McKinley	1991-95	885
4.	Kenny Saylor	1959-63	837
5.	Eric Burnett	1990-93	775
6.	Jerry Gatling	1962-65	754
7.	Maxie Mathis	1990-93	745
8.	David Combs	1969-72	680
9.	William Boley	1960-63	677
10.	Joe Bob Wise	1979-82	676

Assists (Min. 260 assists)

1.	Eddie Corder	1988-90	674
2.	Ron Edmonds	1970-73	615
3.	Paul Brown	1966-70	460
4.	Rob Lyall	1991-94	384
5.	Greg Chenault	1991-94	358
6.	Terry Hankton	1969-72	355
7.	Eric Burnett	1990-93	343
8.	Dustin Smith	2001-03	299
9.	John Gross	1967-70	281
10.	Gray Townsend	1987-90	264

Steals (Min. 140 steals)

1.	Eddie Corder	1988-90	217
2.	Joe Bob Wise	1979-82	203
3.	Terry Hankton	1969-72	192
4.	Jerry Lee	1997-01	158
5.	Archie Jones	1960-63	155
6.	Bryan Hodges	1994-97	152
7.	Ron Edmonds	1970-73	150
	Eric Burnett	1990-93	150
9.	Gray Townsend	1987-90	147

10. Tommy Shaw	1968-71	143
11. Larry Coombes	1968-71	140

Jerry Lee	1998-99	154
-----------------	---------------	-----

Arkansas Tech Single-Season Records

Points Scored (Min. 615 points)

1. Kenny Saylor	1961-62	831
2. David Bevis	1994-95	779
3. Paul Brown	1967-68	735
4. E.C. O'Neal	1954-55	702
5. E.C. O'Neal	1952-53	689
6. Kenny Saylor	1962-63	672
7. Paul Brown	1968-69	658
8. Maxie Mathis	1992-93	655
9. David Bevis	1993-94	621
10. David Combs	1971-72	616

Scoring Average

1. Kenny Saylor	1961-62	30.8
2. E.C. O'Neal	1952-53	27.6
3. Deward Dopson	1949-50	25.5
4. Kenny Saylor	1959-60	24.3
5. Kenny Saylor	1962-63	24.0
6. Paul Brown	1968-69	23.5
7. Paul Brown	1969-70	23.0
8. David Combs	1970-71	22.9
9. David Combs	1971-72	22.8
10. Terry Hankton	1971-72	22.5

Field Goals Attempted (Min. 470 attempts)

1. Paul Brown	1969-70	686
2. Kenny Saylor	1961-62	648
3. Billy Joe Murray	1973-74	597
4. David Combs	1971-72	562
5. Paul Brown	1968-69	557
6. Terry Hankton	1971-72	499
7. Paul Brown	1966-67	489
8. Paul Brown	1967-68	486
9. Eric Bozeman	1980-81	477
10. David Bevis	1994-95	470

Field Goals Made (Min. 240 made)

1. Kenny Saylor	1961-62	309
2. David Bevis	1994-95	297
3. Paul Brown	1969-70	284
4. Maxie Mathis	1990-91	269
5. Kenny Saylor	1962-63	258
6. Paul Brown	1968-69	256
7. David Combs	1971-72	249
8. Maxie Mathis	1990-91	246
9. Billy Joe Murray	1973-74	245
10. Eric Bozeman	1980-81	240

Three-Point Field Goals Attempted (Min. 154 atpts)

1. Gray Townsend	1989-90	271
2. Gray Townsend	1988-90	242
3. Eric Burnett	1992-93	236
4. Chad Keaster	1994-95	233
5. Eric Burnett	1991-92	217
6. Eric Burnett	1990-91	212
7. Bryan Hodges	1995-96	204
8. Bryan Hodges	1996-97	185
9. Bryan Hodges	1994-95	167
10. Eric Burnett	1989-90	154

Three-Point Field Goals Made (Min. 80 made)

1. Gray Townsend	1989-90	123
2. Chad Keaster	1994-95	109
3. Gray Townsend	1988-89	102
4. Eric Burnett	1990-91	95
Eric Burnett	1992-93	95
6. Bryan Hodges	1995-96	87
7. Eric Burnett	1989-90	84
8. Eric Burnett	1991-92	80

Free Throws Attempted (Min. 200 attempts)

1. Kenny Saylor	1961-62	315
2. David Bevis	1994-95	289
3. Kenny Saylor	1962-63	244
4. David Bevis	1993-94	231
5. Terry Hankton	1971-72	206
6. Larry LaFevers	1963-64	202
Alan Cozart	1987-88	202
8. Paul Brown	1969-70	200

Free Throws Made (Min. 140 made)

1. Kenny Saylor	1961-62	213
2. David Bevis	1994-95	185
3. Paul Brown	1969-70	167
4. Larry LaFevers	1963-64	164
5. Kenny Saylor	1962-63	156
6. Alan Cozart	1987-88	149
7. Paul Brown	1968-69	146
8. David Bevis	1993-94	145
9. David Combs	1970-71	140

Rebounds (Min. 300 rebounds)

1. John Gross	1969-70	415
2. Gene Grant	1972-73	351
3. John Gross	1967-68	340
4. Jerry Gatling	1964-65	334
5. Thayer McKinley	1994-95	322
6. Terry Hankton	1971-72	321
7. Thayer McKinley	1993-94	313
8. Terry Hankton	1969-70	311
9. Terry Hankton	1970-71	302

Assists (Min. 125 assists)

1. Eddie Corder	1989-90	315
2. Ron Edmonds	1971-72	211
3. Eddie Corder	1988-89	198
4. Ron Edmonds	1970-71	170
5. Eddie Corder	1987-88	161
6. Kirk Glintborg	1995-96	159
7. Dustin Smith	2001-02	150
8. Dustin Smith	2002-03	149
9. Ron Edmonds	1969-70	127

Steals (Min. 56 steals)

1. Eddie Corder	1989-90	88
2. Drexel Walls	1983-84	67
Eddie Corder	1988-89	67
4. Bryan Hodges	1996-97	65
5. Eddie Corder	1987-88	62
6. Ron Edmonds	1971-72	61
Joe Bob Wise	1980-81	61
8. Gray Townsend	1989-90	56

Arkansas Tech Wonder Boys Player Season and Career Bests

2005-06 Season	Career
3 - Marcus Lyons	
Points10 vs. ABC (11/30).....	15 vs. CBU (2/12/05)
Rebs5 vs. Lincoln (11/25).....	5 (3x) last vs. Lincoln (11/25/05)
Assists4 (5x) last vs. NSU (12/3).....	7 vs. Incarnate Word (12/14/04)
Blocks1 vs. WPU (11/19).....	1 vs. WPU (11/19)
Steals2 vs. NSU (12/3).....	8 vs. Rhema (11/30/04)
Turnovers4 vs. Lincoln (11/25).....	8 vs. Murray State (11/23/04)
Minutes39 vs. Lincoln (11/25).....	40 (5x) last vs. Delta St. (2/26/05)

4 - Josh Bateman	
Points8 vs. Lincoln (11/25).....	24 vs. Delta State (1/31/04)
Rebs2 (2x) vs. Lincoln (11/25).....	6 vs. West Florida (11/28/03)
Assists7 vs. ABC (11/30).....	7 (2x) last vs. ABC (11/30/05)
Blocks--.....	1 (6x) last vs. Delta St. (2/28/04)
Steals1 (4x) last vs. Rhema (12/7).....	3 vs. Ozarks (12/31/03)
Turnovers2 (3x) last vs. ABC (11/30).....	4 (2x) last vs. OBU (2/16/04)
Minutes25 vs. WPU (11/19).....	37 (4x) last vs/ OBU (11/04)

5 - Andrew Stanek	
Points18 vs. WPU (11/19).....	18 (2x) last vs. WPU (11/19/05)
Rebs12 vs. Ark. Bap. (11/30).....	12 vs. Ark. Bap. (11/30/05)
Assists6 vs. Rhema (12/7).....	6 vs. Rhema (12/7/05)
Blocks1 (2x) last vs. Rhema (12/7).....	1 (6x) last vs. Rhema (12/7/05)
Steals2 vs. WPU (11/19).....	2 (5x) last vs. WPU (11/19/05)
Turnovers1 (5x) last vs. Rhema (12/7).....	3 (4x) last vs. UCA (2/7/05)
Minutes36 vs. Rhema (12/7).....	36 vs. Rhema (12/7/05)

10 - Joel Casseus	
Points17 vs. Rhema (12/7).....	17 vs. Rhema (12/7/05)
Rebs6 (3x) last vs. Rhema (12/7).....	6 (5x) last vs. Rhema (12/7/05)
Assists5 vs. UMSL (11/26).....	5 vs. UMSL (11/26/05)
Blocks1 (2x) last vs. Rhema (12/7).....	1 (5x) last vs. Rhema (12/7/05)
Steals1 (4x) last vs. Rhema (12/7).....	1 (4x) last vs. Rhema (12/7/05)
Turnovers3 vs. Lincoln (11/25).....	4 vs. Michigan (11/15/05)
Minutes34 vs. UMSL (11/26).....	34 vs. UMSL (11/26/05)

14 - J.T. Eichenberger	
Points--.....	--.....
Rebs--.....	--.....
Assists--.....	--.....
Blocks--.....	--.....
Steals--.....	--.....
Turnovers--.....	--.....
Minutes4 vs. Rhema (12/7).....	4 vs. Rhema (12/7/05)

15 - Justin Foster	
Points2 (2x) last vs. UMSL (11/26).....	2 (2x) last vs. UMSL (11/26/05)
Rebs2 vs. Lincoln (11/25).....	2 vs. Lincoln (11/25/05)
Assists1 (2x) last vs. ABC (11/30).....	1 (2x) last vs. ABC (11/30/05)
Blocks--.....	--.....
Steals1 vs. Lincoln (11/25).....	1 vs. Lincoln (11/25/05)
Turnovers1 (2x) last vs. ABC (11/30).....	1 (2x) last vs. ABC (11/30/05)
Minutes8 vs. Lincoln (11/25).....	8 vs. Lincoln (11/25/05)

20 - Denard Hunt	
Points--.....	--.....
Rebs--.....	--.....
Assists--.....	--.....
Blocks--.....	--.....
Steals--.....	--.....
Turnovers--.....	--.....
Minutes--.....	--.....

2005-06 Season	Career
21 - Antonio Harrison	
Points4 vs. Ark. Bap. (11/30).....	4 vs. Ark. Bap. (11/30/05)
Rebs1 vs. NSU (12/3).....	1 vs. NSU (12/3/05)
Assists1 (4x) last vs. NSU (12/3).....	1 (4x) last vs. NSU (12/3/05)
Blocks--.....	--.....
Steals2 vs. UMSL (11/26).....	2 vs. UMSL (11/26/05)
Turnovers1 vs. UMSL (11/26).....	1 vs. UMSL (11/26/05)
Minutes9 vs. UMSL (11/26).....	9 vs. UMSL (11/26/05)

22 - Denarryl Rice	
Points40 vs. Lincoln (11/25).....	40 vs. Lincoln (11/25/05)
Rebs3 (4x) last vs. NSU (12/3).....	3 (4x) last vs. NSU (12/3/05)
Assists7 vs. Ark. Bap. (11/30).....	7 vs. Ark. Bap. (11/30/05)
Blocks--.....	--.....
Steals3 vs. Ark. Bap. (11/30).....	3 vs. Ark. Bap. (11/30/05)
Turnovers5 vs. Northeastern St. (12/3).....	5 vs. NSU (12/3/05)
Minutes36 vs. UMSL (11/26).....	36 vs. UMSL (11/26/05)

30 - Rodney Jackson	
Points2 vs. Ark. Bap. (11/30).....	2 vs. Ark. Bap. (11/30/05)
Rebs3 vs. Ark. Bap. (11/30).....	3 vs. Ark. Bap. (11/30/05)
Assists--.....	--.....
Blocks--.....	--.....
Steals--.....	--.....
Turnovers1 vs. Rhema (12/7).....	1 vs. Rhema (12/7/05)
Minutes6 vs. Ark. Bap. (11/30).....	6 vs. Ark. Bap. (11/30/05)

32 - Rone Smith	
Points19 vs. Ark. Bap. (11/30).....	26 vs. Central Baptist (12/16/04)
Rebs8 vs. WPU (11/19).....	16 vs. UAM (1/31/05)
Assists3 vs. UMSL (11/26).....	5 vs. Lamar (12/11/04)
Blocks1 vs. NSU (12/3).....	2 (3x) last vs. UAM (1/31/05)
Steals1 (2x) last vs. Rhema (12/7).....	3 (4x) last vs. UCA (2/7/05)
Turnovers3 (2x) last vs. Ark. Bap. (11/30).....	6 vs. OBU (1/17/05)
Minutes33 vs. NSU (12/3).....	38 vs. Delta State (1/29/05)

40 - John Clark	
Points--.....	--.....
Rebs--.....	--.....
Assists--.....	--.....
Blocks--.....	--.....
Steals--.....	--.....
Turnovers--.....	--.....
Minutes--.....	--.....

44 - Ike Ohanson	
Points16 vs. Rhema (12/7).....	16 vs. Rhema (12/7/05)
Rebs12 vs. Will. Penn (11/19).....	12 vs. Will. Penn (11/19/05)
Assists3 vs. Will. Penn (11/19).....	3 vs. Will. Penn (11/19/05)
Blocks2 vs. Ark. Bap. (11/30).....	2 (3x) last vs. Ark. Bap. (11/30/05)
Steals1 (2x) last vs. Rhema (12/7).....	4 vs. Harding (1/27/05)
Turnovers4 (2x) last vs. UMSL (11/26).....	6 vs. Harding (1/27/05)
Minutes33 vs. Lincoln (11/25).....	33 vs. Lincoln (11/25/05)

50 - Zak Lowry	
Points--.....	--.....
Rebs1 vs. Rhema (12/7).....	1 vs. Rhema (12/7/05)
Assists--.....	--.....
Blocks--.....	--.....
Steals--.....	--.....
Turnovers--.....	--.....
Minutes2 vs. Rhema (12/7).....	2 vs. Rhema (12/7/05)

Arkansas Tech Men's Basketball
Arkansas Tech Wonder Boys Combined Team Statistics (as of Dec 08, 2005)
All games

RECORD:	OVERALL	HOME	AWAY	NEUTRAL
ALL GAMES.....	(5-1)	(4-0)	(0-1)	(1-0)
CONFERENCE.....	(0-0)	(0-0)	(0-0)	(0-0)
NON-CONFERENCE.....	(5-1)	(4-0)	(0-1)	(1-0)

## Player	GP-GS	Min--Avg	---TOTAL---		---3-PTS---		FT-FTA	Pct	----REBOUNDS----				PF	FO	A	TO	Blk	Stl	Pts	Avg
			FG-FGA	Pct	3FG-FGA	Pct			Off	Def	Tot	Avg								
22 Rice, Denarryl.....	6-4	191 31.8	41-88	.466	24-53	.453	20-25	.800	2	12	14	2.3	5	0	18	15	0	6	126	21.0
32 Smith, Rone.....	6-3	142 23.7	35-52	.673	0-0	.000	9-19	.474	16	18	34	5.7	21	1	5	9	1	2	79	13.2
05 Stanek, Andrew.....	6-3	178 29.7	23-44	.523	18-33	.545	5-7	.714	8	35	43	7.2	17	0	20	5	2	4	69	11.5
44 Ohanson, Ike.....	6-5	150 25.0	26-36	.722	0-0	.000	9-18	.500	8	34	42	7.0	17	0	5	17	3	2	61	10.2
10 Casseus, Joel.....	6-6	165 27.5	16-44	.364	1-5	.200	10-18	.556	15	15	30	5.0	19	1	13	9	2	4	43	7.2
03 Lyons, Marcus.....	6-6	206 34.3	10-26	.385	6-19	.316	4-4	1.000	3	15	18	3.0	6	0	23	11	1	6	30	5.0
04 Bateman, Josh.....	6-3	100 16.7	4-21	.190	4-15	.267	13-15	.867	1	5	6	1.0	12	0	18	7	0	4	25	4.2
21 Harrison, Antonio..	6-0	29 4.8	3-7	.429	1-1	1.000	2-2	1.000	1	0	1	0.2	4	0	4	1	0	3	9	1.5
15 Foster, Justin.....	4-0	20 5.0	2-5	.400	0-1	.000	0-0	.000	2	1	3	0.8	2	0	2	2	0	1	4	1.0
30 Jackson, Rodney....	2-0	10 5.0	1-2	.500	0-0	.000	0-0	.000	0	4	4	2.0	3	0	0	1	0	0	2	1.0
14 Eichenberger, J.T..	2-0	6 3.0	0-1	.000	0-1	.000	0-0	.000	0	0	0	0.0	2	0	0	0	0	0	0	0.0
50 Lowry, Zak.....	2-0	3 1.5	0-2	.000	0-0	.000	0-0	.000	0	1	1	0.5	1	0	0	0	0	0	0	0.0
TEAM.....									8	4	12	2.0	0		2					
Total.....	6	1200	161-328	.491	54-128	.422	72-108	.667	64	144	208	34.7	109	2	108	79	9	32	448	74.7
Opponents.....	6	1200	142-340	.418	48-146	.329	73-115	.635	76	123	199	33.2	110	-	63	78	15	41	405	67.5

TEAM STATISTICS	ATU	OPP	DATE	OPPONENT	W/L	SCORE	ATTEND
SCORING.....	448	405	11/19/05	WILLIAM PENN UNIVERSITY	W	70-51	753
Points per game.....	74.7	67.5	^11/25/05	vs Lincoln University	W	85-76	137
Scoring margin.....	+7.2	-	^11/26/05	at Missouri-St. Louis	L	69-72	156
FIELD GOALS-ATT.....	161-328	142-340	11/30/05	ARKANSAS BAPTIST	W	97-89	576
Field goal pct.....	.491	.418	12/3/05	NORTHEASTERN [OK] STATE	W	61-58	771
3 POINT FG-ATT.....	54-128	48-146	12/7/05	RHEMA COLLEGE	W	66-59	309
3-point FG pct.....	.422	.329	^ = UMSL Invitational (St. Louis, Missouri)				
3-pt FG made per game..	9.0	8.0	* = Gulf South Conference game				
FREE THROWS-ATT.....	72-108	73-115					
Free throw pct.....	.667	.635					
REBOUNDS.....	208	199					
Rebounds per game.....	34.7	33.2					
Rebounding margin.....	+1.5	-					
ASSISTS.....	108	63					
Assists per game.....	18.0	10.5					
TURNOVERS.....	79	78					
Turnovers per game.....	13.2	13.0					
Turnover margin.....	-0.2	-					
Assist/turnover ratio..	1.4	0.8					
STEALS.....	32	41					
Steals per game.....	5.3	6.8					
BLOCKS.....	9	15					
Blocks per game.....	1.5	2.5					
WINNING STREAK.....	3	-					
Home win streak.....	4	-					
ATTENDANCE.....	2409	293					
Home games-Avg/Game....	4-602	1-156					
Neutral site-Avg/Game..	-	1-137					

SCORE BY PERIODS:	1st	2nd	Total
Arkansas Tech Wonder Boys.....	209	239	- 448
Opponents.....	192	213	- 405

Arkansas Tech Men's Basketball
Arkansas Tech Wonder Boys Season Box Score (as of Dec 08, 2005)
All games

RECORD:	OVERALL	HOME	AWAY	NEUTRAL
ALL GAMES.....	(5-1)	(4-0)	(0-1)	(1-0)
CONFERENCE.....	(0-0)	(0-0)	(0-0)	(0-0)
NON-CONFERENCE.....	(5-1)	(4-0)	(0-1)	(1-0)

#	Player	GP-GS	Min--Avg	---TOTAL---		---3-PTS---		FT-FTA	Pct	----REBOUNDS----				PF	FO	A	TO	Blk	Stl	Pts	Avg
				FG-FGA	Pct	3FG-FGA	Pct			Off	Def	Tot	Avg								
22	Rice, Denarryl.....	6-4	191 31.8	41-88	.466	24-53	.453	20-25	.800	2	12	14	2.3	5	0	18	15	0	6	126	21.0
32	Smith, Rone.....	6-3	142 23.7	35-52	.673	0-0	.000	9-19	.474	16	18	34	5.7	21	1	5	9	1	2	79	13.2
05	Stanek, Andrew.....	6-3	178 29.7	23-44	.523	18-33	.545	5-7	.714	8	35	43	7.2	17	0	20	5	2	4	69	11.5
44	Ohanson, Ike.....	6-5	150 25.0	26-36	.722	0-0	.000	9-18	.500	8	34	42	7.0	17	0	5	17	3	2	61	10.2
10	Casseus, Joel.....	6-6	165 27.5	16-44	.364	1-5	.200	10-18	.556	15	15	30	5.0	19	1	13	9	2	4	43	7.2
03	Lyons, Marcus.....	6-6	206 34.3	10-26	.385	6-19	.316	4-4	1.000	3	15	18	3.0	6	0	23	11	1	6	30	5.0
04	Bateman, Josh.....	6-3	100 16.7	4-21	.190	4-15	.267	13-15	.867	1	5	6	1.0	12	0	18	7	0	4	25	4.2
21	Harrison, Antonio..	6-0	29 4.8	3-7	.429	1-1	1.000	2-2	1.000	1	0	1	0.2	4	0	4	1	0	3	9	1.5
15	Foster, Justin.....	4-0	20 5.0	2-5	.400	0-1	.000	0-0	.000	2	1	3	0.8	2	0	2	2	0	1	4	1.0
30	Jackson, Rodney....	2-0	10 5.0	1-2	.500	0-0	.000	0-0	.000	0	4	4	2.0	3	0	0	1	0	0	2	1.0
14	Eichenberger, J.T..	2-0	6 3.0	0-1	.000	0-1	.000	0-0	.000	0	0	0	0.0	2	0	0	0	0	0	0	0.0
50	Lowry, Zak.....	2-0	3 1.5	0-2	.000	0-0	.000	0-0	.000	0	1	1	0.5	1	0	0	0	0	0	0	0.0
	TEAM.....									8	4	12	2.0	0		2					
	Total.....	6	1200	161-328	.491	54-128	.422	72-108	.667	64	144	208	34.7	109	2	108	79	9	32	448	74.7
	Opponents.....	6	1200	142-340	.418	48-146	.329	73-115	.635	76	123	199	33.2	110	-	63	78	15	41	405	67.5

SCORE BY PERIODS:	1st	2nd	Total
Arkansas Tech Wonder Boys.....	209	239	- 448
Opponents.....	192	213	- 405

DEADBALL REBOUNDS:	OFF	DEF	TOTAL
Arkansas Tech Wonder Boys.....	17	1	18
Opponents.....	17	2	19

Arkansas Tech Men's Basketball
Arkansas Tech Wonder Boys Season Schedule/Results & Leaders (as of Dec 08, 2005)
All games

RECORD:	OVERALL	HOME	AWAY	NEUTRAL
ALL GAMES.....	(5-1)	(4-0)	(0-1)	(1-0)
CONFERENCE.....	(0-0)	(0-0)	(0-0)	(0-0)
NON-CONFERENCE.....	(5-1)	(4-0)	(0-1)	(1-0)

DATE	TIME	OPPONENT		SCORE	ATTEND	HIGH POINTS	HIGH REBOUNDS
11/19/05	8 p.m.	WILLIAM PENN UNIVERSITY	W	70-51	753	(18)Stanek, Andrew	(12)Ohanson, Ike
11/25/05	8 pm	^ vs Lincoln University	W	85-76	137	(40)Rice, Denarryl	(10)Ohanson, Ike
11/26/05	5 pm	^ at Missouri-St. Louis		69-72 L	156	(21)Rice, Denarryl	(7)Stanek, Andrew
11/30/05	7 p.m.	ARKANSAS BAPTIST	W	97-89	576	(21)Rice, Denarryl	(12)Stanek, Andrew
12/3/05	7 p.m.	NORTHEASTERN [OK] STATE	W	61-58	771	(17)Rice, Denarryl	(6)Smith, Rone
							(6)Ohanson, Ike
12/7/05	8:05 p.m.	RHEMA COLLEGE	W	66-59	309	(17)Casseus, Joel	(7)Stanek, Andrew

^ = UMSL Invitational (St. Louis, Missouri)

* = Gulf South Conference game

ATTENDANCE SUMMARY	GAMES	TOTALS	AVG/GAME
HOME.....	4	2409	602
AWAY.....	1	156	156
NEUTRAL.....	1	137	137
TOTAL.....	6	2702	450

Arkansas Tech Men's Basketball
Arkansas Tech Wonder Boys Game-by-Game Points-Rebounds-Assists (as of Dec 08, 2005)
All games

Opponent	Date	Score	WL	03	04	05	10	14	15	21	22	30
				LYONS, MAR	BATEMAN, J	STANEK, AN	CASSEUS, J	EICHENBER	FOSTER, JU	HARRISON, RICE, DENA	JACKSON, R	
WILLIAM PENN UNIVERSITY	11/19/05	70-51	W	5- 0- 4	7- 2- 5	18- 5- 1	6- 4- 0	0- 0- 0	0- 0- 0	0- 0- 1	12- 2- 5	DNP
vs Lincoln University	11/25/05	85-76	W	4- 5- 4	8- 2- 1	14- 8- 2	2- 6- 3	DNP	2- 2- 1	0- 0- 0	40- 3- 1	DNP
at Missouri-St. Louis	11/26/05	69-72	L	3- 3- 4	2- 0- 1	14- 7- 5	5- 6- 5	DNP	2- 1- 0	2- 0- 1	21- 3- 2	DNP
ARKANSAS BAPTIST	11/30/05	97-89	W	10- 4- 4	2- 1- 7	13-12- 5	11- 4- 4	DNP	0- 0- 1	4- 0- 1	21- 3- 7	2- 3- 0
NORTHEASTERN [OK] STATE	12/3/05	61-58	W	0- 2- 4	6- 1- 2	8- 4- 1	2- 4- 0	DNP	DNP	3- 1- 1	17- 3- 2	DNP
RHEMA COLLEGE	12/7/05	66-59	W	8- 4- 3	0- 0- 2	2- 7- 6	17- 6- 1	0- 0- 0	DNP	0- 0- 0	15- 0- 1	0- 1- 0

Opponent	Date	Score	WL	32	44	50
				SMITH, RON	OHANSON, I	LOWRY, ZAK
WILLIAM PENN UNIVERSITY	11/19/05	70-51	W	10- 8- 0	12-12- 3	0- 0- 0
vs Lincoln University	11/25/05	85-76	W	8- 6- 0	7-10- 1	DNP
at Missouri-St. Louis	11/26/05	69-72	L	18- 6- 3	2- 2- 0	DNP
ARKANSAS BAPTIST	11/30/05	97-89	W	19- 3- 1	15- 8- 0	DNP
NORTHEASTERN [OK] STATE	12/3/05	61-58	W	16- 6- 0	9- 6- 1	DNP
RHEMA COLLEGE	12/7/05	66-59	W	8- 5- 1	16- 4- 0	0- 1- 0

Arkansas Tech Men's Basketball
Arkansas Tech Wonder Boys Team Game-by-Game (as of Dec 08, 2005)
All games

TEAM STATISTICS

Opponent	Date	Score	W/L	---TOTAL---		--3-PTRS--		FT-FTA		Pct		----REBOUNDS----				PF	A	TO	Blk	Stl	Pts---Avg
				FG-FGA	Pct	3FG-FGA	Pct	Off	Def	Tot	Avg										
WILLIAM PENN UNIVERSI	11/19/05	70-51	W	25-51	.490	10-19	.526	10-17	.588	6	28	34	34.0	19	19	10	1	6	70	70.0	
vs Lincoln University	11/25/05	85-76	W	20-49	.408	12-25	.480	33-42	.786	14	30	44	39.0	22	13	21	1	3	85	77.5	
at Missouri-St. Louis	11/26/05	69-72	L	28-56	.500	10-20	.500	3-6	.500	9	20	29	35.7	15	21	14	1	5	69	74.7	
ARKANSAS BAPTIST	11/30/05	97-89	W	37-61	.607	10-21	.476	13-18	.722	9	31	40	36.8	24	30	16	2	4	97	80.2	
NORTHEASTERN [OK] STA	12/3/05	61-58	W	23-51	.451	9-21	.429	6-14	.429	10	20	30	35.4	18	11	10	2	6	61	76.4	
RHEMA COLLEGE	12/7/05	66-59	W	28-60	.467	3-22	.136	7-11	.636	16	15	31	34.7	11	14	8	2	8	66	74.7	
Arkansas Tech Wonder Boys		448		161-328	.491	54-128	.422	72-108	.667	64	144	208	34.7	109	108	79	9	32	448	74.7	
Opponents		405		142-340	.418	48-146	.329	73-115	.635	76	123	199	33.2	110	63	78	15	41	405	67.5	

Games played: 6	Rebounds/game: 34.7
Points/game: 74.7	Assists/game: 18.0
FG Pct: 49.1	Turnovers/game: 13.2
3FG Pct: 42.2	Assist/turnover ratio: 1.4
FT Pct: 66.7	Steals/game: 5.3
	Blocks/game: 1.5

Arkansas Tech Men's Basketball
Arkansas Tech Wonder Boys Opponent Game-by-Game (as of Dec 08, 2005)
All games

OPPONENT STATISTICS

Opponent	Date	Score	W/L	---TOTAL---		--3-PTRS--		FT-FTA		----REBOUNDS----				PF	A	TO	Blk	Stl	Pts---Avg		
				FG-FGA	Pct	3FG-FGA	Pct	Pct	Off	Def	Tot	Avg									
WILLIAM PENN UNIVERSI	11/19/05	70-51	W	17-50	.340	5-18	.278	12-23	.522	12	24	36	36.0	17	6	15	1	7	51	51.0	
vs Lincoln University	11/25/05	85-76	W	27-70	.386	11-29	.379	11-16	.688	16	19	35	35.5	34	9	11	2	8	76	63.5	
at Missouri-St. Louis	11/26/05	69-72	L	27-55	.491	6-18	.333	12-19	.632	10	21	31	34.0	9	16	10	4	5	72	66.3	
ARKANSAS BAPTIST	11/30/05	97-89	W	31-78	.397	10-39	.256	17-29	.586	22	18	40	35.5	20	13	11	2	7	89	72.0	
NORTHEASTERN [OK] STA	12/3/05	61-58	W	19-45	.422	6-22	.273	14-19	.737	9	25	34	35.2	17	9	13	2	8	58	69.2	
RHEMA COLLEGE	12/7/05	66-59	W	21-42	.500	10-20	.500	7-9	.778	7	16	23	33.2	13	10	18	4	6	59	67.5	
Opponents				405	142-340	.418	48-146	.329	73-115	.635	76	123	199	33.2	110	63	78	15	41	405	67.5
Arkansas Tech Wonder Boys				448	161-328	.491	54-128	.422	72-108	.667	64	144	208	34.7	109	108	79	9	32	448	74.7

Games played: 6	Rebounds/game: 33.2
Points/game: 67.5	Assists/game: 10.5
FG Pct: 41.8	Turnovers/game: 13.0
3FG Pct: 32.9	Assist/turnover ratio: 0.8
FT Pct: 63.5	Steals/game: 6.8
	Blocks/game: 2.5

Arkansas Tech Men's Basketball
Arkansas Tech Wonder Boys High/Low Analysis (as of Dec 08, 2005)
All games

Arkansas Tech Wonder Boys - TEAM GAME HIGHS

POINTS.....	97	vs Arkansas Baptist (11/30/05)
	85	vs Lincoln University (11/25/05)
	70	vs William Penn University (11/19/05)
	69	at Missouri-St. Louis (11/26/05)
	66	vs Rhema College (12/7/05)
FIELD GOALS MADE.....	37	vs Arkansas Baptist (11/30/05)
	28	vs Rhema College (12/7/05)
	28	at Missouri-St. Louis (11/26/05)
FIELD GOAL ATTEMPTS.....	61	vs Arkansas Baptist (11/30/05)
	60	vs Rhema College (12/7/05)
FIELD GOAL PERCENTAGE.....	.607 (37-61)	vs Arkansas Baptist (11/30/05)
	.500 (28-56)	at Missouri-St. Louis (11/26/05)
3 PT FIELD GOALS MADE.....	12	vs Lincoln University (11/25/05)
	10	vs Arkansas Baptist (11/30/05)
	10	at Missouri-St. Louis (11/26/05)
	10	vs William Penn University (11/19/05)
3 PT FG ATTEMPTS.....	25	vs Lincoln University (11/25/05)
	22	vs Rhema College (12/7/05)
3 PT FG PERCENTAGE.....	.526 (10-19)	vs William Penn University (11/19/05)
	.500 (10-20)	at Missouri-St. Louis (11/26/05)
FREE THROWS MADE.....	33	vs Lincoln University (11/25/05)
	13	vs Arkansas Baptist (11/30/05)
FREE THROW ATTEMPTS.....	42	vs Lincoln University (11/25/05)
	18	vs Arkansas Baptist (11/30/05)
FREE THROW PERCENTAGE.....	.786 (33-42)	vs Lincoln University (11/25/05)
	.722 (13-18)	vs Arkansas Baptist (11/30/05)
REBOUNDS.....	44	vs Lincoln University (11/25/05)
	40	vs Arkansas Baptist (11/30/05)
ASSISTS.....	30	vs Arkansas Baptist (11/30/05)
	21	at Missouri-St. Louis (11/26/05)
STEALS.....	8	vs Rhema College (12/7/05)
	6	vs Northeastern [OK] State (12/3/05)
	6	vs William Penn University (11/19/05)
BLOCKED SHOTS.....	2	vs Rhema College (12/7/05)
	2	vs Northeastern [OK] State (12/3/05)
	2	vs Arkansas Baptist (11/30/05)
TURNOVERS.....	21	vs Lincoln University (11/25/05)
	16	vs Arkansas Baptist (11/30/05)
FOULS.....	24	vs Arkansas Baptist (11/30/05)
	22	vs Lincoln University (11/25/05)

Arkansas Tech Men's Basketball
Arkansas Tech Wonder Boys High/Low Analysis (as of Dec 08, 2005)
All games

Opponent - GAME HIGHS

POINTS.....	89	vs Arkansas Baptist (11/30/05)
	76	vs Lincoln University (11/25/05)
	72	at Missouri-St. Louis (11/26/05)
	59	vs Rhema College (12/7/05)
	58	vs Northeastern [OK] State (12/3/05)
FIELD GOALS MADE.....	31	vs Arkansas Baptist (11/30/05)
	27	at Missouri-St. Louis (11/26/05)
	27	vs Lincoln University (11/25/05)
FIELD GOAL ATTEMPTS.....	78	vs Arkansas Baptist (11/30/05)
	70	vs Lincoln University (11/25/05)
FIELD GOAL PERCENTAGE.....	.500 (21-42)	vs Rhema College (12/7/05)
	.491 (27-55)	at Missouri-St. Louis (11/26/05)
3 PT FIELD GOALS MADE.....	11	vs Lincoln University (11/25/05)
	10	vs Rhema College (12/7/05)
	10	vs Arkansas Baptist (11/30/05)
3 PT FG ATTEMPTS.....	39	vs Arkansas Baptist (11/30/05)
	29	vs Lincoln University (11/25/05)
3 PT FG PERCENTAGE.....	.500 (10-20)	vs Rhema College (12/7/05)
	.379 (11-29)	vs Lincoln University (11/25/05)
FREE THROWS MADE.....	17	vs Arkansas Baptist (11/30/05)
	14	vs Northeastern [OK] State (12/3/05)
FREE THROW ATTEMPTS.....	29	vs Arkansas Baptist (11/30/05)
	23	vs William Penn University (11/19/05)
FREE THROW PERCENTAGE.....	.778 (7-9)	vs Rhema College (12/7/05)
	.737 (14-19)	vs Northeastern [OK] State (12/3/05)
REBOUNDS.....	40	vs Arkansas Baptist (11/30/05)
	36	vs William Penn University (11/19/05)
ASSISTS.....	16	at Missouri-St. Louis (11/26/05)
	13	vs Arkansas Baptist (11/30/05)
STEALS.....	8	vs Northeastern [OK] State (12/3/05)
	8	vs Lincoln University (11/25/05)
BLOCKED SHOTS.....	4	vs Rhema College (12/7/05)
	4	at Missouri-St. Louis (11/26/05)
TURNOVERS.....	18	vs Rhema College (12/7/05)
	15	vs William Penn University (11/19/05)
FOULS.....	34	vs Lincoln University (11/25/05)
	20	vs Arkansas Baptist (11/30/05)

Arkansas Tech Men's Basketball
Arkansas Tech Wonder Boys High/Low Analysis (as of Dec 08, 2005)
All games

Arkansas Tech Wonder Boys - GAME LOWS

POINTS.....	61	vs Northeastern [OK] State (12/3/05)
	66	vs Rhema College (12/7/05)
	69	at Missouri-St. Louis (11/26/05)
	70	vs William Penn University (11/19/05)
	85	vs Lincoln University (11/25/05)
FIELD GOALS MADE.....	20	vs Lincoln University (11/25/05)
	23	vs Northeastern [OK] State (12/3/05)
FIELD GOAL ATTEMPTS.....	49	vs Lincoln University (11/25/05)
	51	vs William Penn University (11/19/05)
	51	vs Northeastern [OK] State (12/3/05)
FIELD GOAL PERCENTAGE.....	.408 (20-49)	vs Lincoln University (11/25/05)
	.451 (23-51)	vs Northeastern [OK] State (12/3/05)
3 PT FIELD GOALS MADE.....	3	vs Rhema College (12/7/05)
	9	vs Northeastern [OK] State (12/3/05)
3 PT FG ATTEMPTS.....	19	vs William Penn University (11/19/05)
	20	at Missouri-St. Louis (11/26/05)
3 PT FG PERCENTAGE.....	.136 (3-22)	vs Rhema College (12/7/05)
	.429 (9-21)	vs Northeastern [OK] State (12/3/05)
FREE THROWS MADE.....	3	at Missouri-St. Louis (11/26/05)
	6	vs Northeastern [OK] State (12/3/05)
FREE THROW ATTEMPTS.....	6	at Missouri-St. Louis (11/26/05)
	11	vs Rhema College (12/7/05)
FREE THROW PERCENTAGE.....	.429 (6-14)	vs Northeastern [OK] State (12/3/05)
	.500 (3-6)	at Missouri-St. Louis (11/26/05)
REBOUNDS.....	29	at Missouri-St. Louis (11/26/05)
	30	vs Northeastern [OK] State (12/3/05)
ASSISTS.....	11	vs Northeastern [OK] State (12/3/05)
	13	vs Lincoln University (11/25/05)
STEALS.....	3	vs Lincoln University (11/25/05)
	4	vs Arkansas Baptist (11/30/05)
BLOCKED SHOTS.....	1	vs William Penn University (11/19/05)
	1	vs Lincoln University (11/25/05)
	1	at Missouri-St. Louis (11/26/05)
TURNOVERS.....	8	vs Rhema College (12/7/05)
	10	vs William Penn University (11/19/05)
	10	vs Northeastern [OK] State (12/3/05)
FOULS.....	11	vs Rhema College (12/7/05)
	15	at Missouri-St. Louis (11/26/05)

Arkansas Tech Men's Basketball
Arkansas Tech Wonder Boys High/Low Analysis (as of Dec 08, 2005)
All games

Opponent - GAME LOWS

POINTS.....	51	vs William Penn University (11/19/05)
	58	vs Northeastern [OK] State (12/3/05)
	59	vs Rhema College (12/7/05)
	72	at Missouri-St. Louis (11/26/05)
	76	vs Lincoln University (11/25/05)
FIELD GOALS MADE.....	17	vs William Penn University (11/19/05)
	19	vs Northeastern [OK] State (12/3/05)
FIELD GOAL ATTEMPTS.....	42	vs Rhema College (12/7/05)
	45	vs Northeastern [OK] State (12/3/05)
FIELD GOAL PERCENTAGE.....	.340 (17-50)	vs William Penn University (11/19/05)
	.386 (27-70)	vs Lincoln University (11/25/05)
3 PT FIELD GOALS MADE.....	5	vs William Penn University (11/19/05)
	6	at Missouri-St. Louis (11/26/05)
	6	vs Northeastern [OK] State (12/3/05)
3 PT FG ATTEMPTS.....	18	vs William Penn University (11/19/05)
	18	at Missouri-St. Louis (11/26/05)
3 PT FG PERCENTAGE.....	.256 (10-39)	vs Arkansas Baptist (11/30/05)
	.273 (6-22)	vs Northeastern [OK] State (12/3/05)
FREE THROWS MADE.....	7	vs Rhema College (12/7/05)
	11	vs Lincoln University (11/25/05)
FREE THROW ATTEMPTS.....	9	vs Rhema College (12/7/05)
	16	vs Lincoln University (11/25/05)
FREE THROW PERCENTAGE.....	.522 (12-23)	vs William Penn University (11/19/05)
	.586 (17-29)	vs Arkansas Baptist (11/30/05)
REBOUNDS.....	23	vs Rhema College (12/7/05)
	31	at Missouri-St. Louis (11/26/05)
ASSISTS.....	6	vs William Penn University (11/19/05)
	9	vs Lincoln University (11/25/05)
	9	vs Northeastern [OK] State (12/3/05)
STEALS.....	5	at Missouri-St. Louis (11/26/05)
	6	vs Rhema College (12/7/05)
BLOCKED SHOTS.....	1	vs William Penn University (11/19/05)
	2	vs Lincoln University (11/25/05)
	2	vs Arkansas Baptist (11/30/05)
	2	vs Northeastern [OK] State (12/3/05)
TURNOVERS.....	10	at Missouri-St. Louis (11/26/05)
	11	vs Lincoln University (11/25/05)
	11	vs Arkansas Baptist (11/30/05)
FOULS.....	9	at Missouri-St. Louis (11/26/05)
	13	vs Rhema College (12/7/05)

Official Basketball Box Score -- GAME TOTALS -- FINAL STATISTICS

Rhema College vs Arkansas Tech Wonder Boys

12/7/05 8:05 p.m. at Russellville, Ark. (Tucker Coliseum)

VISITORS: Rhema College 1-8

##	Player Name	TOT-FG FG-FGA	3-PT FG-FGA	FT-FTA	REBOUNDS			PF	TP	A	TO	BLK	S	MIN
					OF	DE	TOT							
33	Wills, Jacquari.....	f 4-6	0-0	3-5	4	3	7	1	11	2	5	1	1	37
34	Schilefelbein, Brent	f 3-4	0-0	0-0	2	4	6	4	6	3	1	0	1	32
54	McClendon, Jason....	f 1-2	0-0	0-0	0	2	2	2	2	1	4	0	0	20
14	Cook, Jerid.....	g 5-10	4-7	0-0	0	1	1	0	14	2	5	0	3	40
25	Cook, Adrian.....	g 6-14	5-8	2-2	0	2	2	5	19	1	2	1	1	29
12	Strom, Justin.....	0-4	0-4	0-0	0	1	1	0	0	1	0	1	0	31
24	Eberly, Dallas.....	2-2	1-1	2-2	1	2	3	1	7	0	0	0	0	8
44	Hill, Chuck.....	0-0	0-0	0-0	0	0	0	0	0	0	1	1	0	3
	TEAM.....				1	1								
	Totals.....	21-42	10-20	7-9	7	16	23	13	59	10	18	4	6	200

TOTAL FG% 1st Half:	11-18	61.1%	2nd Half:	10-24	41.7%	Game:	50.0%	DEADB
3-Pt. FG% 1st Half:	6-7	85.7%	2nd Half:	4-13	30.8%	Game:	50.0%	REBS
F Throw % 1st Half:	3-3	100 %	2nd Half:	4-6	66.7%	Game:	77.8%	1

HOME TEAM: Arkansas Tech Wonder Boys 5-1

##	Player Name	TOT-FG FG-FGA	3-PT FG-FGA	FT-FTA	REBOUNDS			PF	TP	A	TO	BLK	S	MIN
					OF	DE	TOT							
05	Stanek, Andrew.....	f 1-7	0-6	0-0	3	4	7	4	2	6	1	1	1	36
10	Casseus, Joel.....	f 8-11	0-0	1-2	5	1	6	3	17	1	1	1	1	25
44	Ohanson, Ike.....	c 6-7	0-0	4-7	2	2	4	0	16	0	1	0	1	31
03	Lyons, Marcus.....	g 2-5	2-4	2-2	1	3	4	0	8	3	2	0	1	35
22	Rice, Denarryl.....	g 7-20	1-10	0-0	0	0	0	1	15	1	1	0	2	30
04	Bateman, Josh.....	0-1	0-1	0-0	0	0	0	0	0	2	1	0	1	10
14	Eichenberger, J.T...	0-1	0-1	0-0	0	0	0	0	0	0	0	0	0	4
21	Harrison, Antonio...	0-1	0-0	0-0	0	0	0	0	0	0	0	0	0	5
30	Jackson, Rodney.....	0-1	0-0	0-0	0	1	1	0	0	0	1	0	0	4
32	Smith, Rone.....	4-5	0-0	0-0	3	2	5	3	8	1	0	0	1	18
50	Lowry, Zak.....	0-1	0-0	0-0	0	1	1	0	0	0	0	0	0	2
	TEAM.....				2	1	3							
	Totals.....	28-60	3-22	7-11	16	15	31	11	66	14	8	2	8	200

TOTAL FG% 1st Half:	16-33	48.5%	2nd Half:	12-27	44.4%	Game:	46.7%	DEADB
3-Pt. FG% 1st Half:	2-14	14.3%	2nd Half:	1-8	12.5%	Game:	13.6%	REBS
F Throw % 1st Half:	3-5	60.0%	2nd Half:	4-6	66.7%	Game:	63.6%	4

Officials: Mickey Parrish, Don Smith, Barry Hickingbotham

Technical fouls: Rhema College-None. Arkansas Tech Wonder Boys-None.

Attendance: 309

Score by Periods	1st	2nd	Total
Rhema College.....	31	28	- 59
Arkansas Tech Wonder Boys.....	37	29	- 66

Tech's best start since 1993-94 season.

Points in the paint-RHEMA 10,ATU 36. Points off turnovers-RHEMA 6,ATU 25.

2nd chance points-RHEMA 13,ATU 23. Fast break points-RHEMA 0,ATU 4.

Bench points-RHEMA 7,ATU 8. Score tied-0 times. Lead changed-6 times.

Last FG-RHEMA 2nd-00:06, ATU 2nd-00:24.

Official Basketball Box Score -- GAME TOTALS -- FINAL STATISTICS

**Northeastern [OK] State vs Arkansas Tech Wonder Boys
12/3/05 7 p.m. at Russellville, Ark. (Tucker Coliseum)**

VISITORS: Northeastern [OK] State 5-2

##	Player Name	TOT-FG	3-PT	FT-FTA	REBOUNDS			PF	TP	A	TO	BLK	S	MIN	
					FG-FGA	FG-FGA	FT-FTA								OF
21	HOPKINS, Cody.....	f	0-2	0-2	0-0	1	1	2	2	0	1	0	0	15	
25	SMITH, Reggie.....	f	3-6	0-0	0-0	4	5	9	1	6	0	3	0	32	
44	MOORE, Pat.....	c	2-4	0-0	6-6	0	4	4	2	10	2	1	1	0	37
10	GEORGE, Lamont.....	g	3-5	2-4	0-0	0	3	3	3	8	2	1	0	2	26
15	MELVIN, Sid.....	g	5-9	2-4	3-5	0	3	3	1	15	1	4	0	3	31
05	WHITE, Derrick.....		3-6	0-2	4-5	2	1	3	3	10	2	0	1	1	21
22	ROVENSTINE, Ben.....		2-7	2-7	0-1	0	0	0	3	6	0	1	0	0	16
24	RUBIN, Bret.....		1-6	0-3	1-2	0	3	3	1	3	1	3	0	1	12
30	MERCHANT, Ty.....		0-0	0-0	0-0	1	1	2	1	0	0	0	0	0	7
32	TURNER, Jeremiah....		0-0	0-0	0-0	0	0	0	0	0	0	0	0	0	3
	TEAM.....					1	4	5							
	Totals.....		19-45	6-22	14-19	9	25	34	17	58	9	13	2	8	200

TOTAL FG% 1st Half:	11-25	44.0%	2nd Half:	8-20	40.0%	Game:	42.2%	DEADB
3-Pt. FG% 1st Half:	3-12	25.0%	2nd Half:	3-10	30.0%	Game:	27.3%	REBS
F Throw % 1st Half:	5-6	83.3%	2nd Half:	9-13	69.2%	Game:	73.7%	3

HOME TEAM: Arkansas Tech Wonder Boys 4-1

##	Player Name	TOT-FG	3-PT	FT-FTA	REBOUNDS			PF	TP	A	TO	BLK	S	MIN	
					FG-FGA	FG-FGA	FT-FTA								OF
05	Stanek, Andrew.....	f	3-5	2-3	0-0	1	3	4	3	8	1	0	1	1	33
10	Casseus, Joel.....	f	1-4	0-0	0-1	2	2	4	3	2	0	1	0	0	20
44	Ohanson, Ike.....	c	4-6	0-0	1-3	1	5	6	4	9	1	2	0	0	21
03	Lyons, Marcus.....	g	0-5	0-5	0-0	0	2	2	2	0	4	0	0	2	35
22	Rice, Denarryl.....	g	5-11	4-7	3-4	1	2	3	1	17	2	5	0	1	35
04	Bateman, Josh.....		2-6	2-5	0-1	0	1	1	1	6	2	0	0	1	18
21	Harrison, Antonio...		1-2	1-1	0-0	1	0	1	1	3	1	0	0	1	5
32	Smith, Rone.....		7-12	0-0	2-5	2	4	6	3	16	0	2	1	0	33
	TEAM.....					2	1	3							
	Totals.....		23-51	9-21	6-14	10	20	30	18	61	11	10	2	6	200

TOTAL FG% 1st Half:	11-27	40.7%	2nd Half:	12-24	50.0%	Game:	45.1%	DEADB
3-Pt. FG% 1st Half:	4-12	33.3%	2nd Half:	5-9	55.6%	Game:	42.9%	REBS
F Throw % 1st Half:	3-7	42.9%	2nd Half:	3-7	42.9%	Game:	42.9%	1

Officials: Tim Fitzgerald, Kirk Cupp, Keith Releford

Technical fouls: Northeastern [OK] State-None. Arkansas Tech Wonder Boys-None.

Attendance: 771

Score by Periods	1st	2nd	Total
Northeastern [OK] State.....	30	28	- 58
Arkansas Tech Wonder Boys.....	29	32	- 61

Denarryl Rice hits the game winning shot with 1.4 seconds left

Points in the paint-NSU 18,ATU 20. Points off turnovers-NSU 15,ATU 13.

2nd chance points-NSU 7,ATU 14. Fast break points-NSU 4,ATU 0.

Bench points-NSU 19,ATU 25. Score tied-8 times. Lead changed-5 times.

Last FG-NSU 2nd-00:14, ATU 2nd-00:01.